


PROJECT	DESIGNATION
1173314	1173314
CONTRACT	BRIDGE FILE
R-34467	N/A

INDIANA DEPARTMENT OF TRANSPORTATION



ROAD PLANS

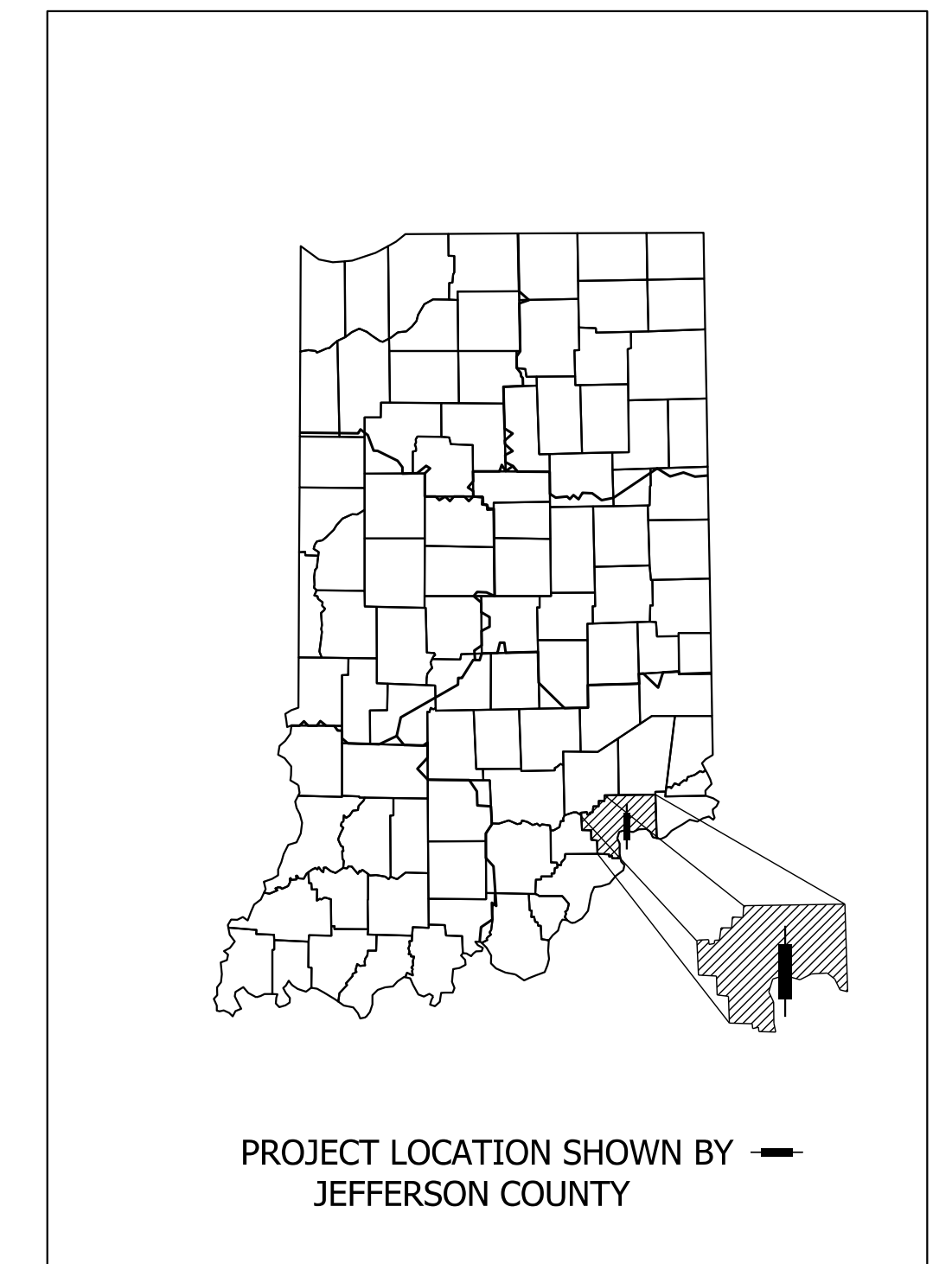
ROUTE: S.R. 7 FROM: RP 0+40 TO: RP 0+60

PROJECT NO. 1173314 P.E.
1173314 R/W
1173314 CONST.

SLIDE CORRECTION ALONG S.R. 7.
APPROXIMATELY 0.4 MILES NORTH OF S.R. 56,
IN SECTION 34, T-4-N, R-10-E, MADISON TOWNSHIP,
JEFFERSON COUNTY, INDIANA.

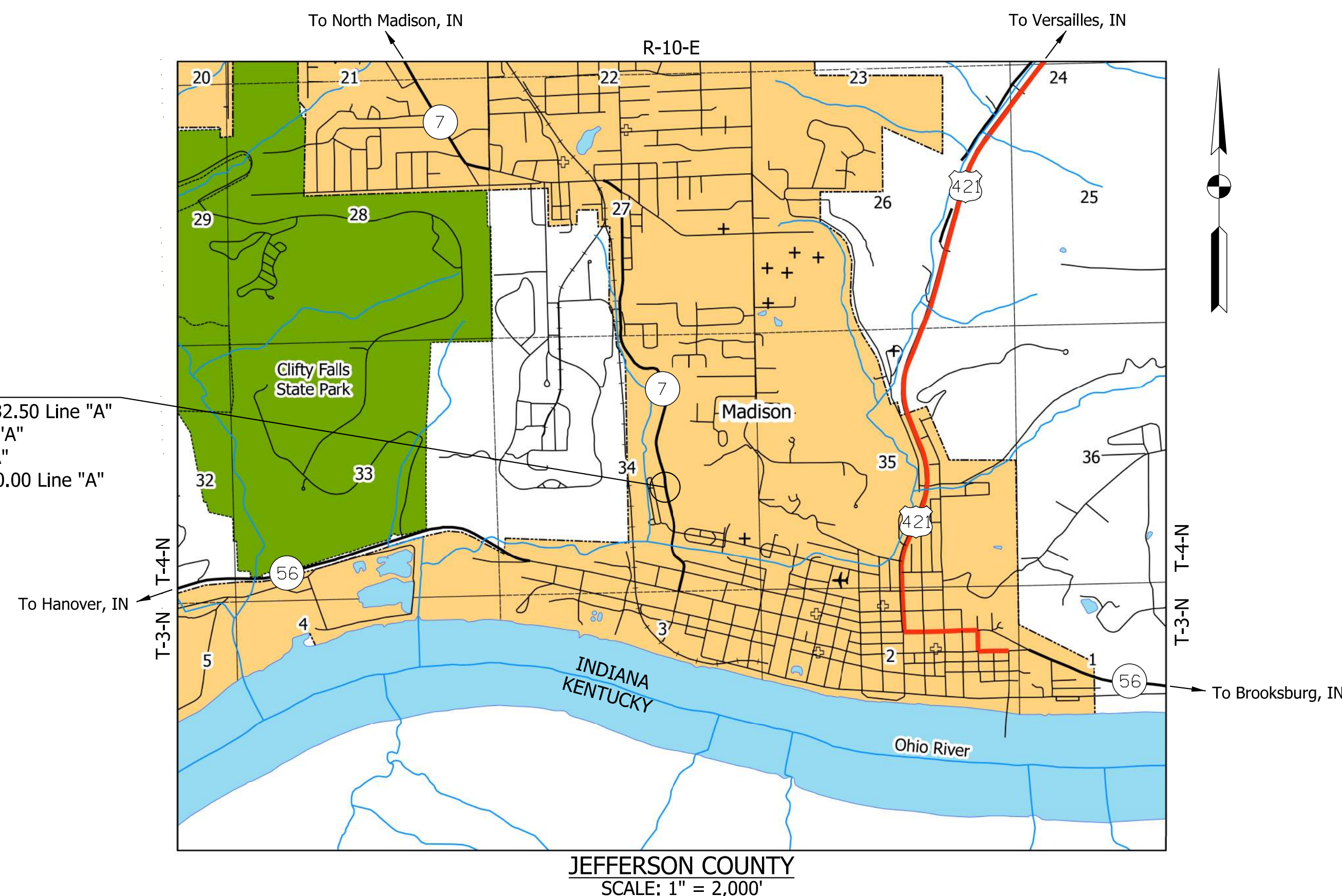
TRAFFIC DATA		S.R. 7
A.A.D.T. (2018)		8,107 V.P.D.
A.A.D.T. (2038)		10,332 V.P.D.
D.H.V. (2038)		1908 V.P.H.
DIRECTIONAL DISTRIBUTION		50.00 %
TRUCKS		18.47 % A.A.D.T. 19.15 % D.H.V.

DESIGN DATA	
DESIGN SPEED	35 M.P.H.
PROJECT DESIGN CRITERIA	3R NON-FREEWAY
FUNCTIONAL CLASSIFICATION	PRINCIPAL ARTERIAL
RURAL/URBAN	URBAN(SUBURBAN)
TERRAIN	ROLLING
ACCESS CONTROL	NONE




LATITUDE:	38°44'41 N
LONGITUDE:	85°23'38 W
GROSS LENGTH:	0.062 MILES
NET LENGTH:	0.062 MILES
MAX. GRADE:	7.00%

Des. No. 1173314
Begin Incidental Construction Station 114+32.50 Line "A"
Begin Construction Station 115+45.00 Line "A"
End Construction Station 118+98.00 Line "A"
End Incidental Construction Station 119+20.00 Line "A"



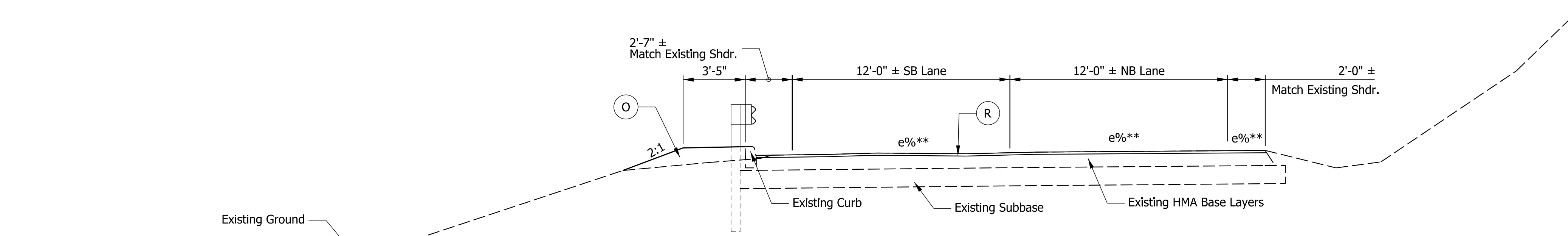
INDIANA DEPARTMENT OF TRANSPORTATION
STANDARD SPECIFICATIONS DATED 2018
TO BE USED WITH THESE PLANS



PLANS PREPARED BY: CDM SMITH, INC. 317-829-9600
PHONE NUMBER
CERTIFIED BY: *Rob Thompson* 06/18/2018
DATE
APPROVED FOR LETTING: _____
INDIANA DEPARTMENT OF TRANSPORTATION DATE

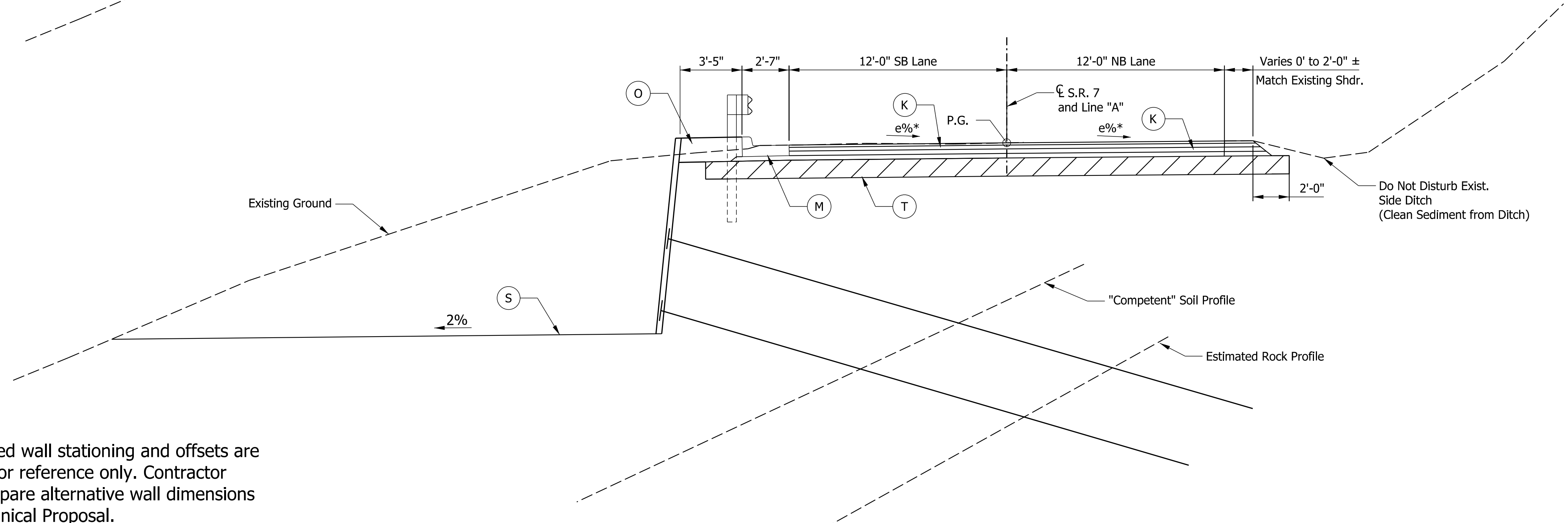
BRIDGE FILE	
N/A	
DESIGNATION	
1173314	
SURVEY BOOK	SHEETS
ELECTRONIC	1 of 30
CONTRACT	PROJECT
R-34467	1173314

6/26/2018



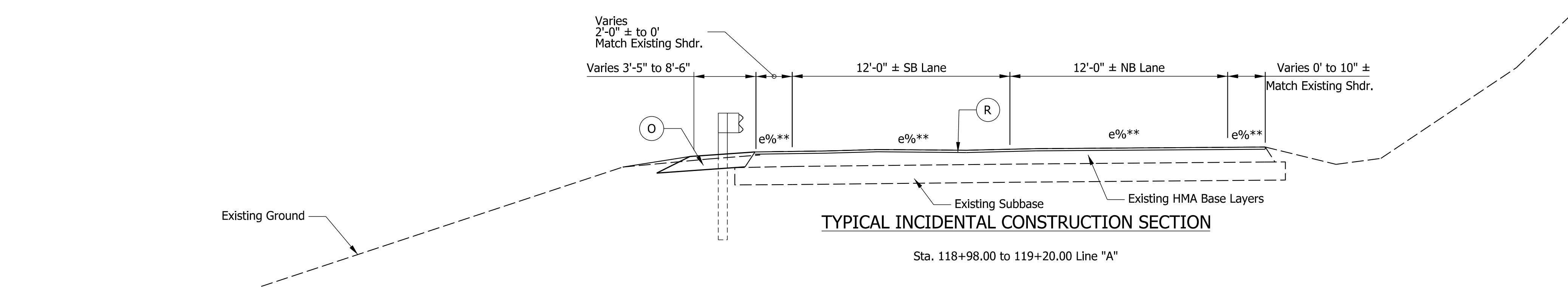
TYPICAL INCIDENTAL CONSTRUCTION SECTION

Replace Existing Guardrail Sta. 114+32.50 to 115+45.00 Line "A"
Sta. 114+50.00 to 115+45.00 Line "A"



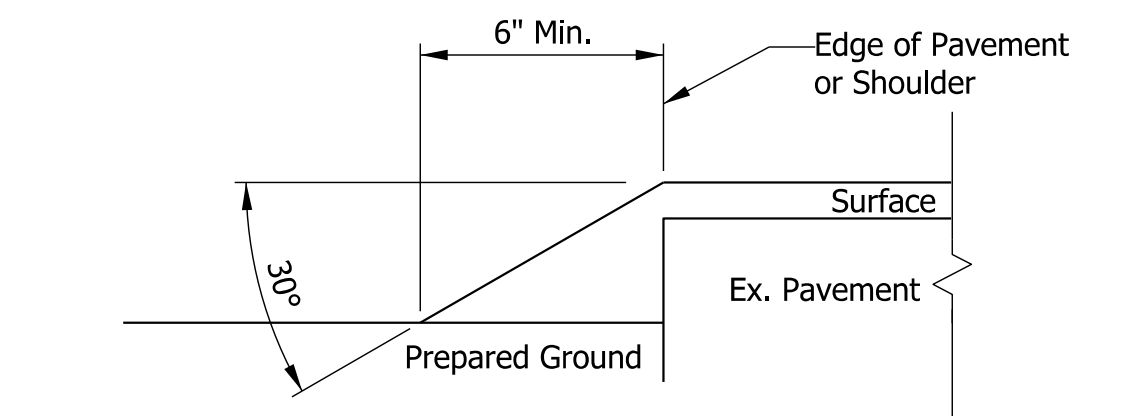
TYPICAL SECTION

Approximate Wall Limits Sta. 115+45.00 to 118+70.00 Line "A"
Sta. 115+45.00 to 118+98.00 Line "A"



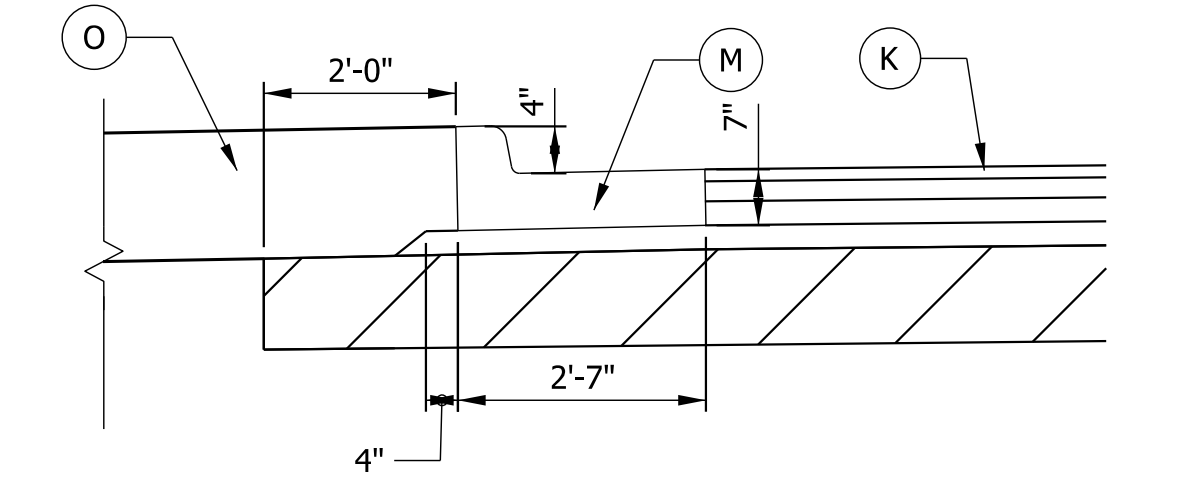
TYPICAL INCIDENTAL CONSTRUCTION SECTION

Sta. 118+98.00 to 119+20.00 Line "A"



SAFETY EDGE ON HMA PAVEMENT - SINGLE LIFT

Not to Scale



M)- Curb and Gutter, Concrete, B, Modified

Not to Scale

Material Name	Unit Weight (pcf)	Sat. Unit Weight (pcf)	Phi (deg)
Silty Clay	120	125	28
Weathered Shale	130	135	14
Shale	140	---	
Silty Clay	120	---	28

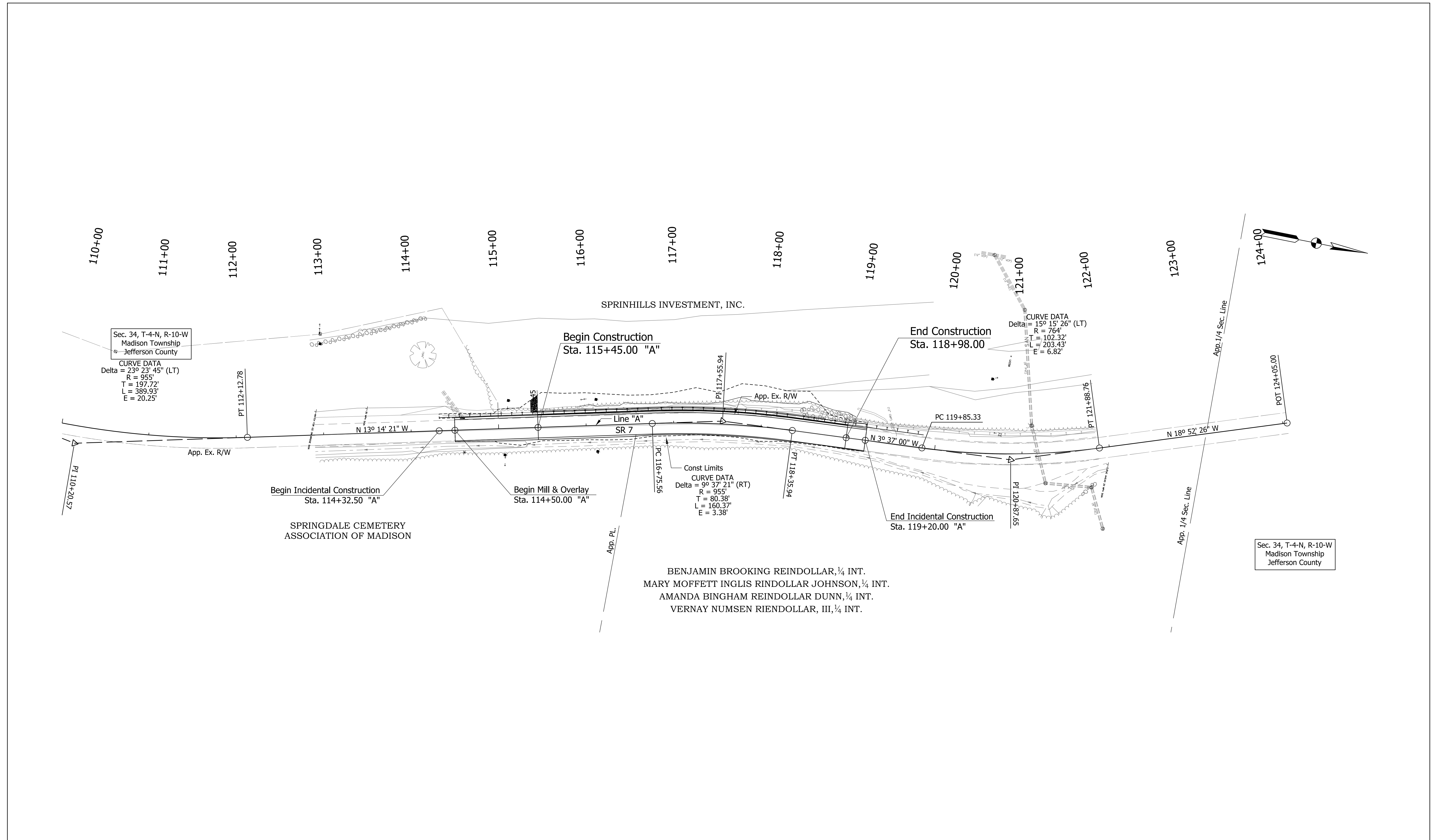
NOTE:
Soil nailed wall stationing and offsets are shown for reference only. Contractor may prepare alternative wall dimensions for Technical Proposal.

* See Superelevation Diagram for Cross Slope
** Match Existing Cross slope

LEGEND

- (K) 165 lb/sys QA/QC-HMA, 3, 64, Surface 9.5 mm, on 275 lb/sys QA/QC-HMA, 3, 64, Intermediate 19.0 mm, on 330 lb/sys QA/QC-HMA, 3, 64, Base 19.0 mm, on 330 lb/sys QA/QC-HMA, 3, 64, Base 19.0 mm, on Subgrade Treatment Type "IC"
- (M) Curb and Gutter, Concrete, B, Modified
- (O) Compacted Aggregate, No. 53
- (R) 1.5" Mill and 165 lb/sys QA/QC-HMA, 3, 64, Surface 9.5 mm Overlay
- (S) Seeding Mixture, Type U
- (T) Subgrade Treatment, Type IC

 201 South Capitol Avenue, Suite 1220 Indianapolis, IN 46225 Tel: (317) 829-9600		RECOMMENDED FOR APPROVAL DESIGN ENGINEER DATE 06/18/2018	INDIANA DEPARTMENT OF TRANSPORTATION	SCALE 1/4" = 1'-0"	BRIDGE FILE N/A
		DESIGNED: JEC DRAWN: BMG	TYPICAL SECTIONS SR 7 - LINE "A"	SURVEY BOOK ELECTRONIC	SHEETS 3 of 30
		CHECKED: BMG CHECKED: JEC	CONTRACT R-34467	PROJECT 1173314	



Sec. 34, T-4-N, R-10-W
Madison Township
Jefferson County

CURVE DATA
Delta = 23° 23' 45" (LT)
R = 955'
T = 197.72'
L = 389.93'
E = 20.25'

PT 112+12.78

App. Ex. R/W

Begin Incidental Construction
Sta. 114+32.50 "A"

SPRINGDALE CEMETERY
ASSOCIATION OF MADISON

Begin Construction
Sta. 115+45.00 "A"

Begin Mill & Overlay
Sta. 114+50.00 "A"

Line "A"
SR 7

PC 116+75.56

Const Limits
CURVE DATA
Delta = 9° 37' 21" (RT)
R = 955'
T = 80.38'
L = 160.37'
E = 3.38'

PT 117+55.94

App. Ex. R/W

End Construction
Sta. 118+98.00

PC 119+85.33

End Incidental Construction
Sta. 119+20.00 "A"

PT 121+88.76

App. 1/4 Sec. Line

POT 124+05.00

Sec. 34, T-4-N, R-10-W
Madison Township
Jefferson County

BENJAMIN BROOKING REINDOLLAR, 1/4 INT.
MARY MOFFETT INGLIS RINDOLLAR JOHNSON, 1/4 INT.
AMANDA BINGHAM REINDOLLAR DUNN, 1/4 INT.
VERNAV NUMSEN RIENDOLLAR, III, 1/4 INT.

CDM
Smith

201 South Capitol Avenue, Suite 1220
Indianapolis, IN 46225
Tel: (317) 829-9600

ROBIN B. THOMPSON
REGISTERED
No. 608090012
STATE OF
INDIANA
PROFESSIONAL ENGINEER

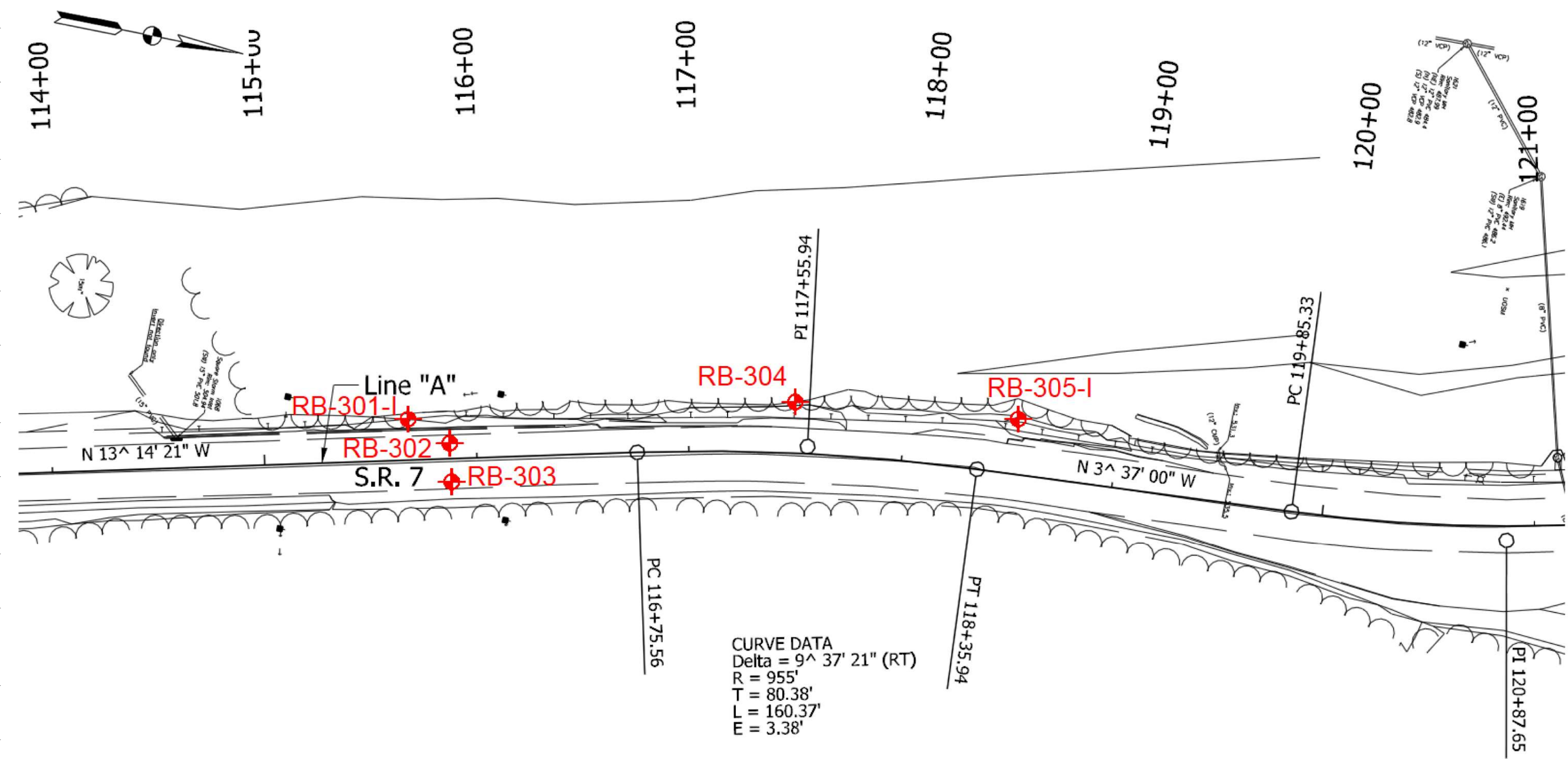
RECOMMENDED FOR APPROVAL *Rob Thompson* 06/18/2018
DESIGN ENGINEER DATE

DESIGNED: JEC DRAWN: BMG
CHECKED: BMG CHECKED: JEC

INDIANA
DEPARTMENT OF TRANSPORTATION


PLAT NO. 1
S.R. 7 - LINE "A"

SCALE 1"=50'-0"	BRIDGE FILE N/A
	DESIGNATION 1173314
SURVEY BOOK ELECTRONIC	SHEETS 4 of 30
CONTRACT R-34467	PROJECT 1173314



CURVE DATA
 Delta = 9° 37' 21" (RT)
 R = 955'
 T = 80.38'
 L = 160.37'
 E = 3.38'

Note: Boring Locations and Logs Taken from Geotechnical Report

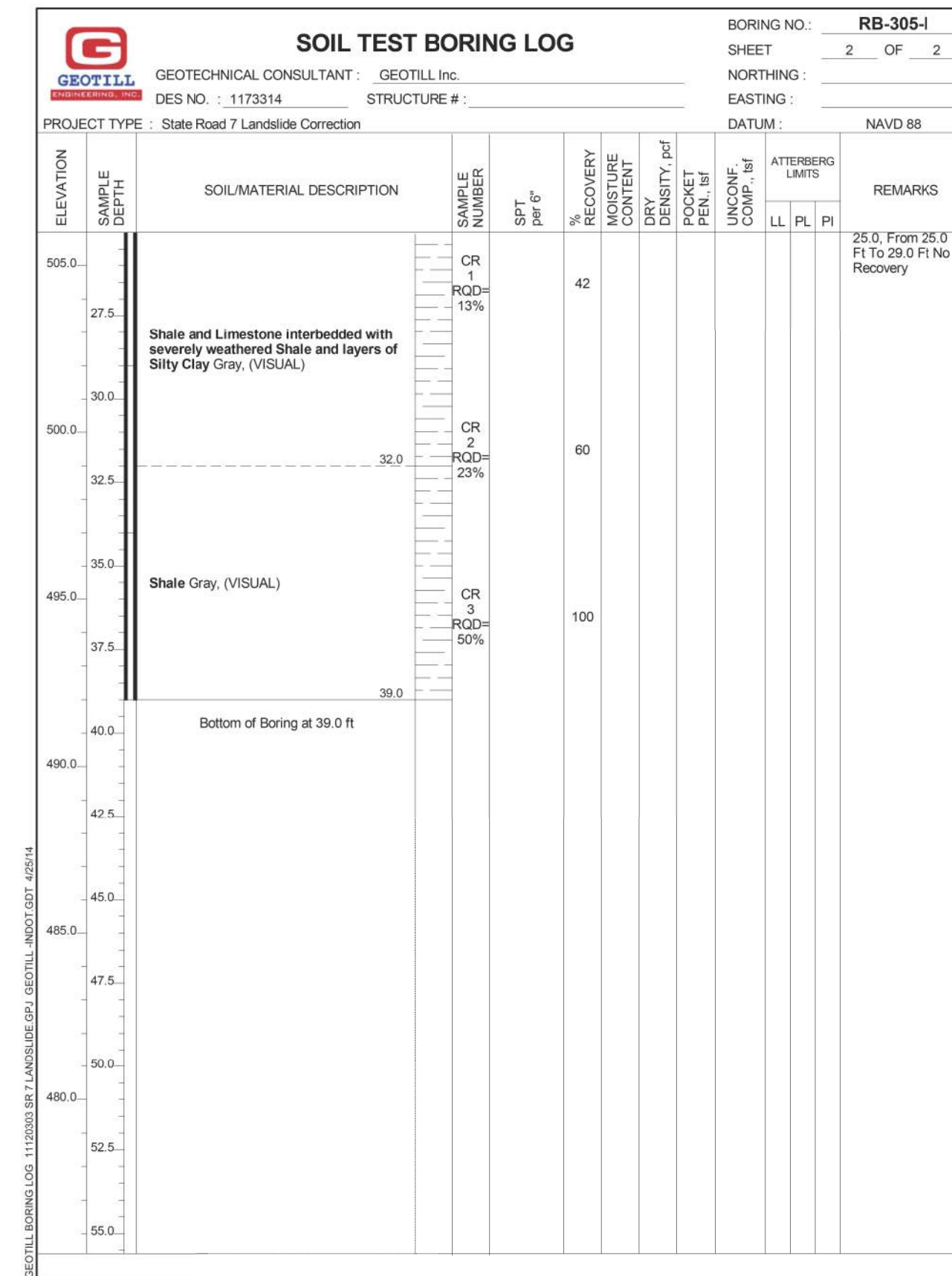
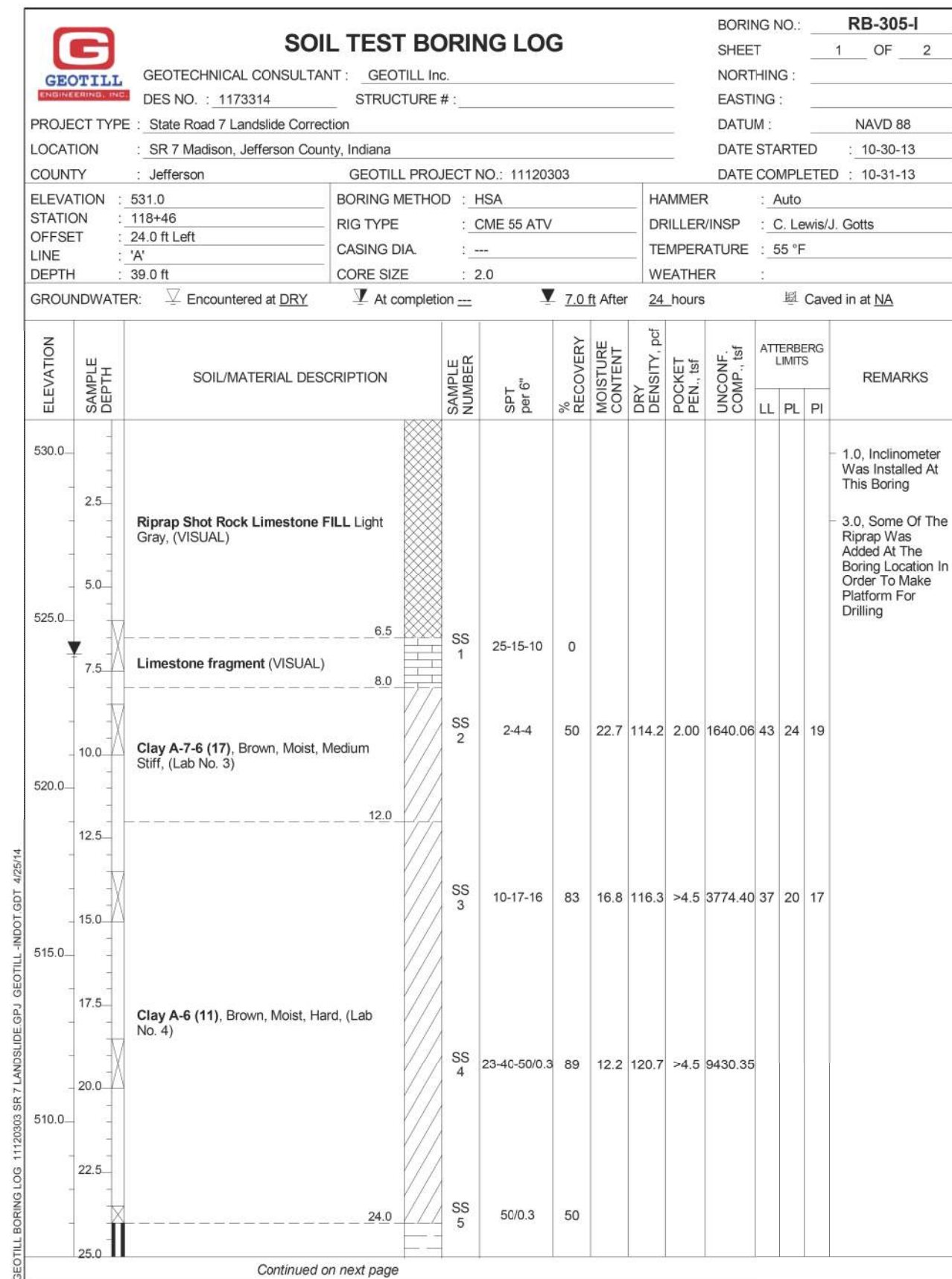

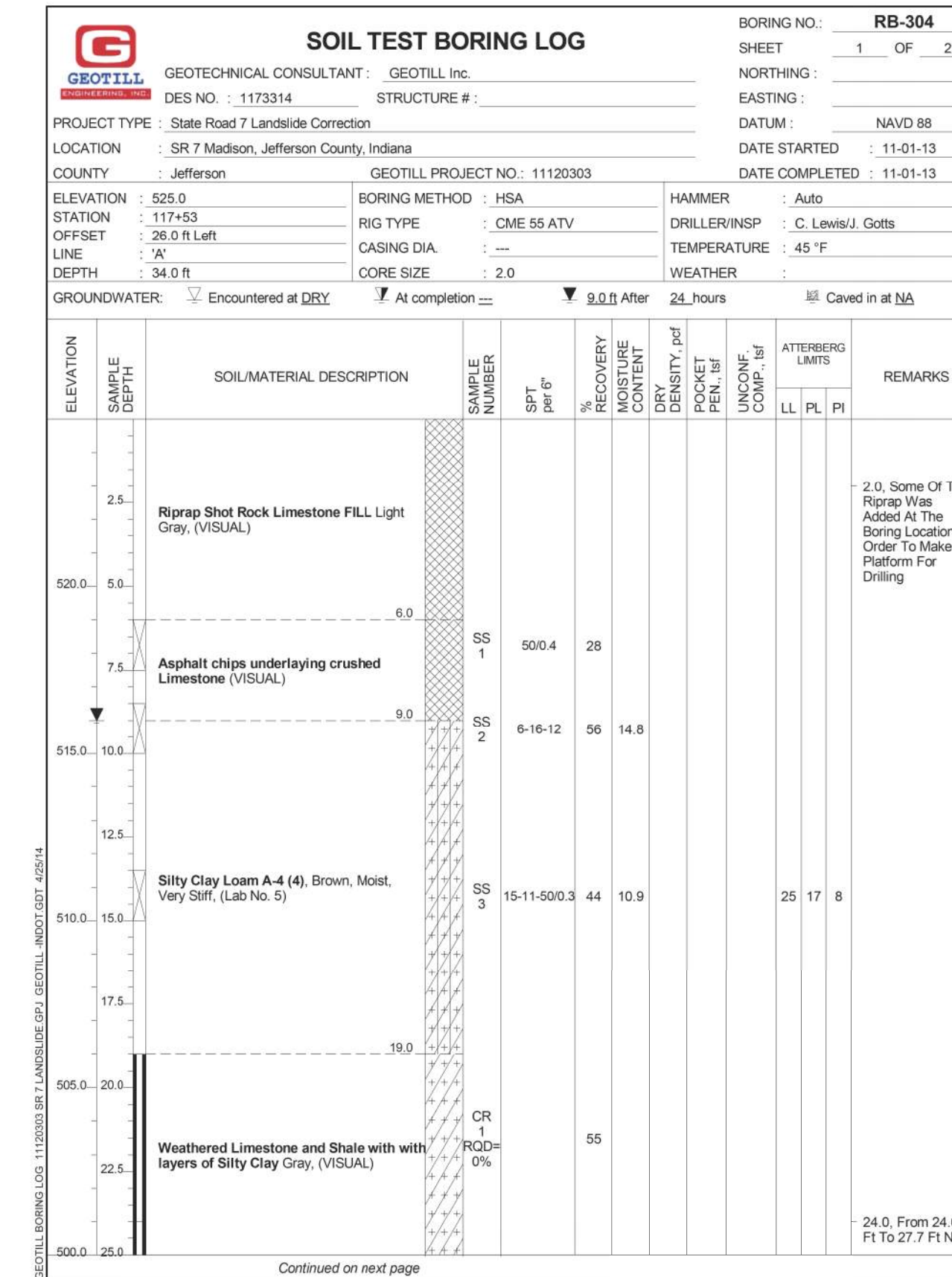
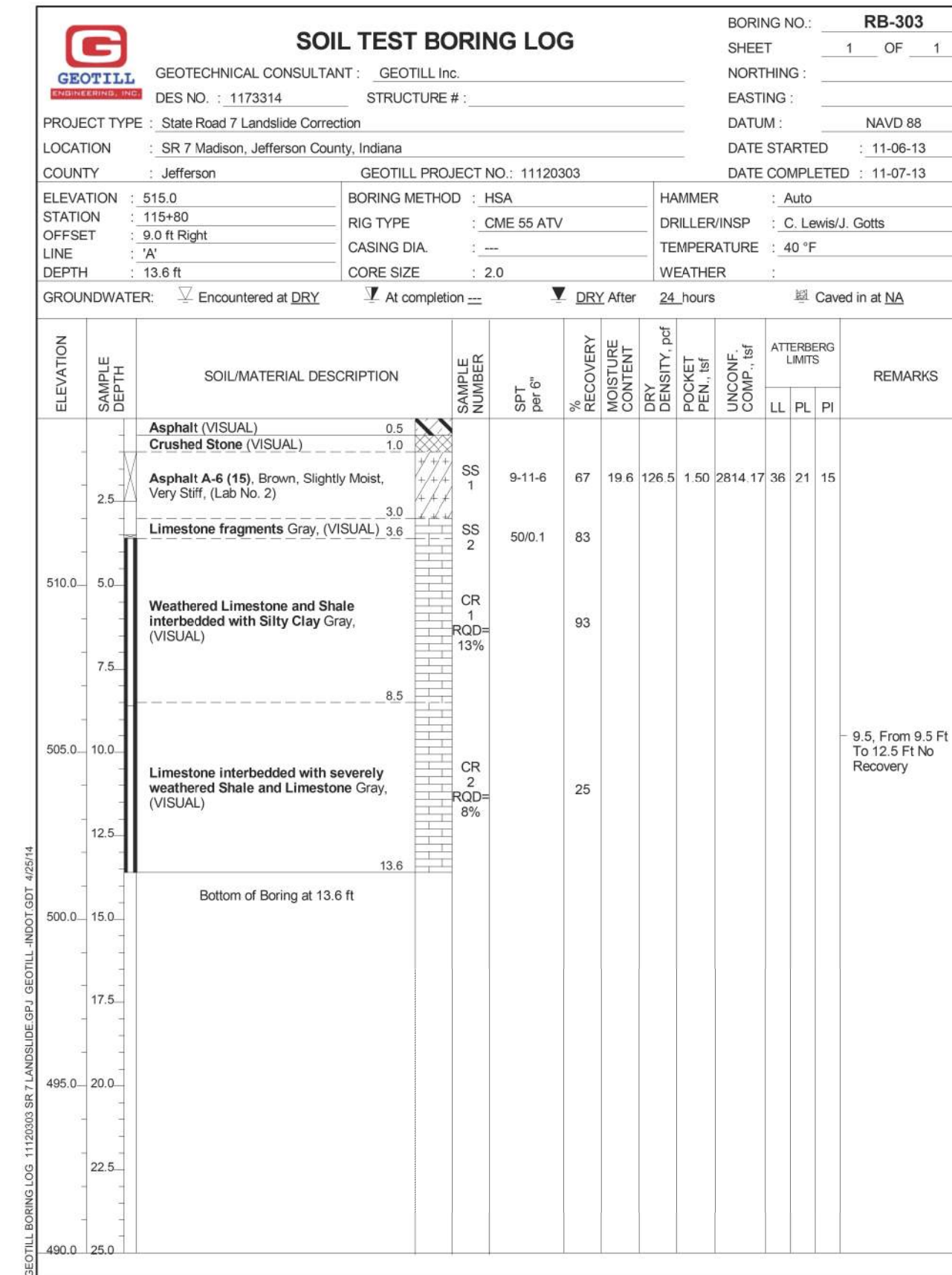
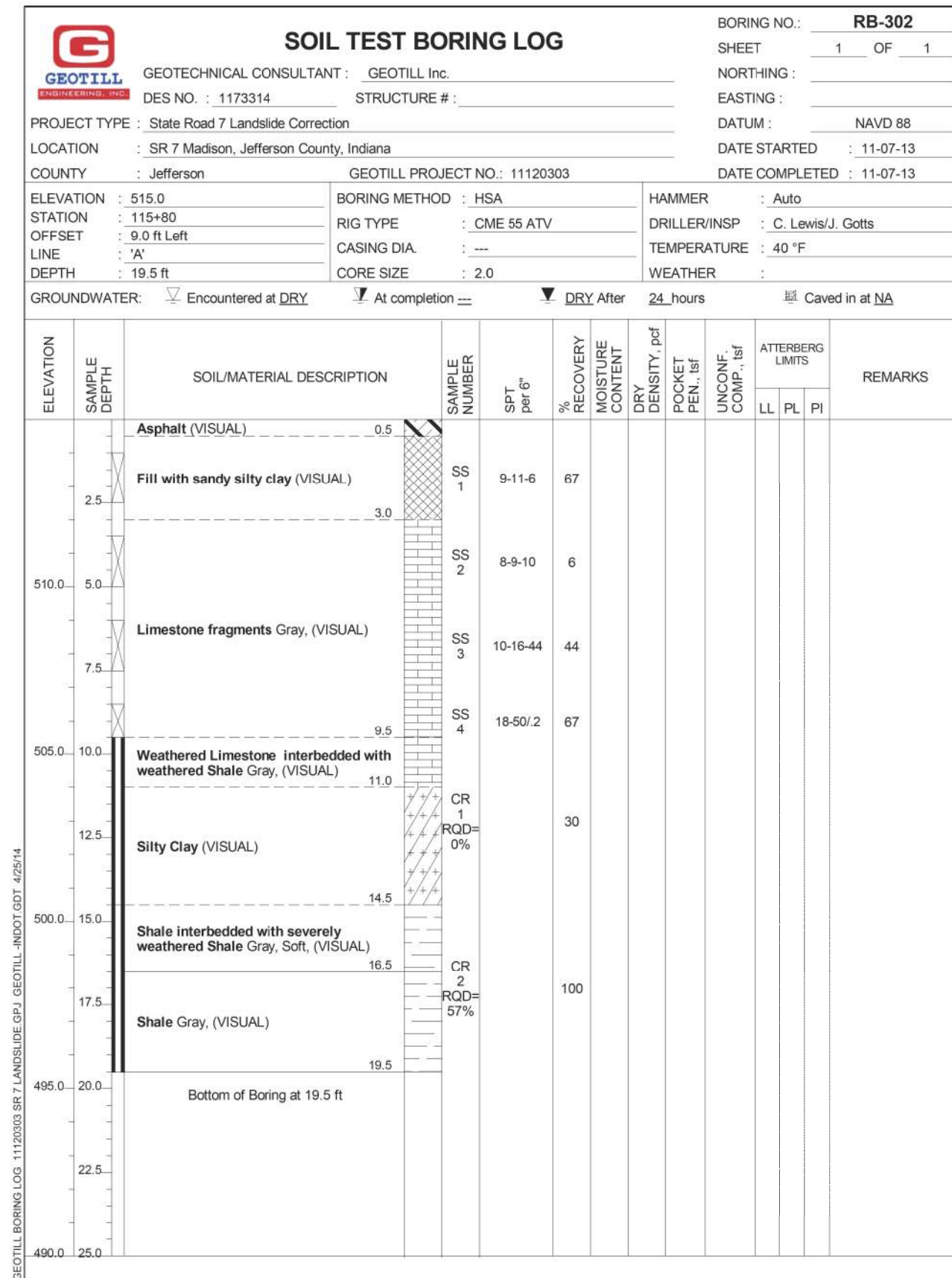
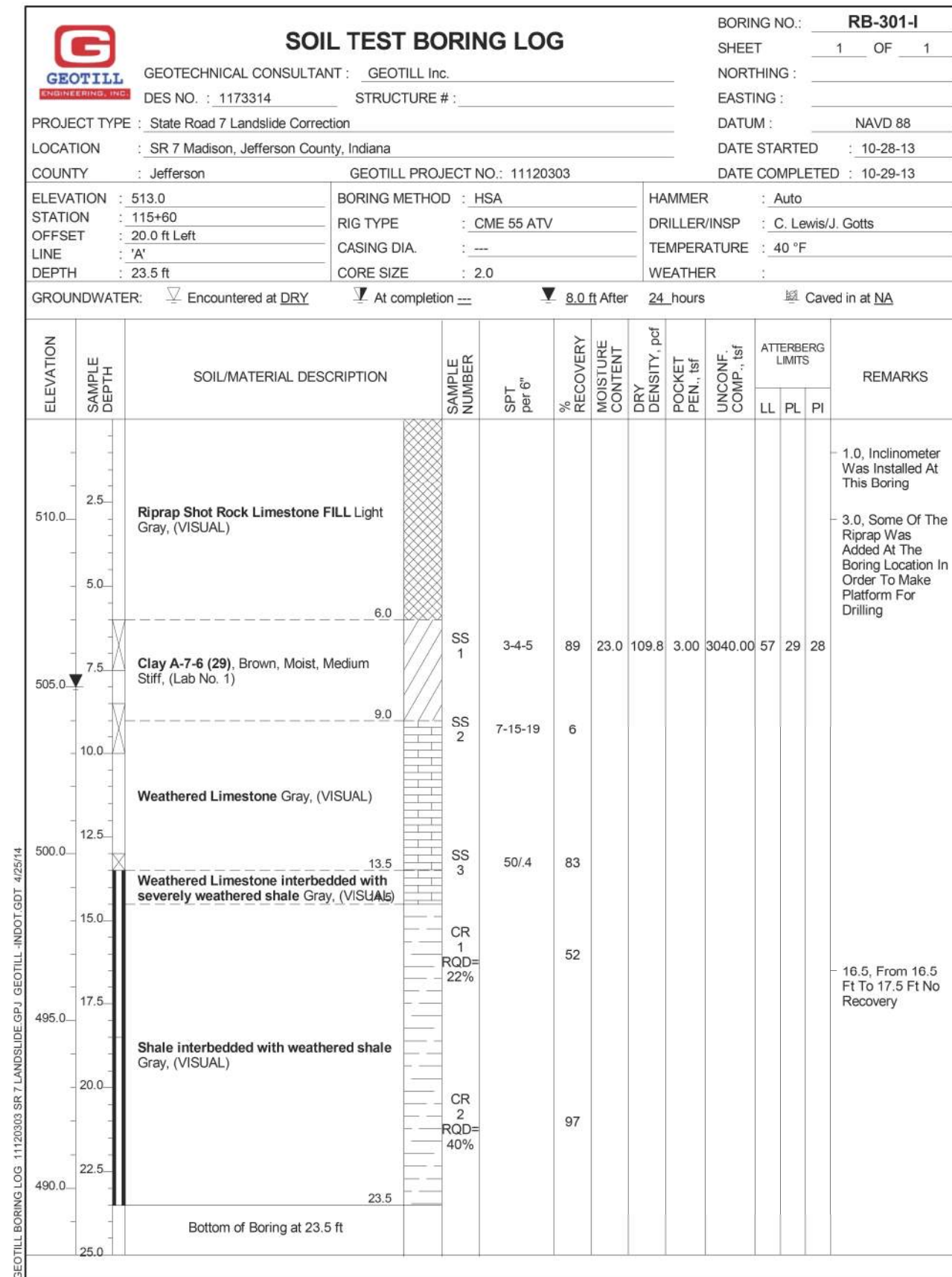


RECOMMENDED FOR APPROVAL	<i>Rob Thompson</i>	DESIGN ENGINEER	DATE
DESIGNED: JEC	DRAWN: BMG		
CHECKED: BMG	CHECKED: JEC		

INDIANA DEPARTMENT OF TRANSPORTATION

SOIL BORING LOGS
 S.R. 7 - LINE "A"


SCALE	BRIDGE FILE
N/A	N/A
	DESIGNATION
	1173314
SURVEY BOOK	SHEETS
ELECTRONIC	5 of 30
CONTRACT	PROJECT
R-34467	1173314



Note: Boring Locations and Logs Taken from Geotechnical Report



201 South Capitol Avenue, Suite 1220
Indianapolis, IN 46225
Tel: (317) 829-9600



RECOMMENDED FOR APPROVAL: *Robin B. Thompson* DESIGN ENGINEER DATE: 06/18/2018

DESIGNED: JEC DRAWN: BMG

CHECKED: BMG CHECKED: JEC

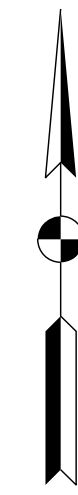
INDIANA DEPARTMENT OF TRANSPORTATION

SOIL BORING LOGS
S.R. 7 - LINE "A"

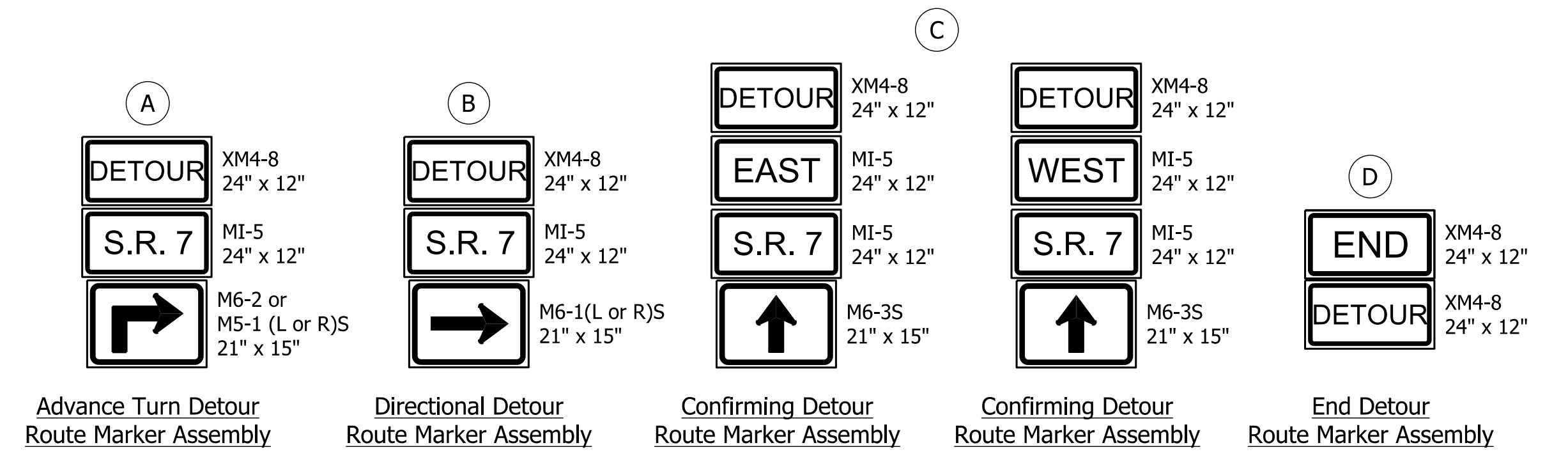
SCALE	BRIDGE FILE
N/A	N/A
	DESIGNATION
	1173314
SURVEY BOOK	SHEETS
ELECTRONIC	6 of 30
CONTRACT	PROJECT
R-34467	1173314



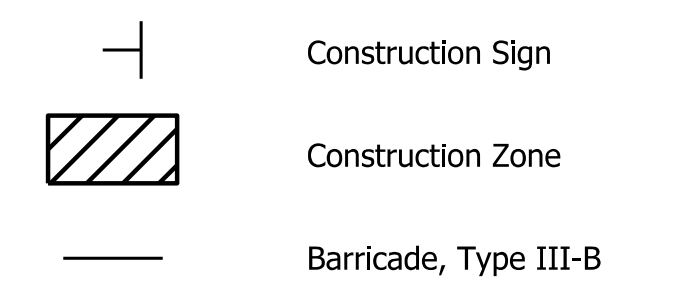
DETOUR ROUTE



MESSAGE	QTY
(A) Advance Turn Detour Route Marker Assembly (S.R. 7)	3
(B) Directional Detour Route Marker Assembly (S.R. 7)	3
(C) Confirming Detour Route Marker Assembly (S.R. 7 East/West)	11
(D) End Detour Route Marker Assembly	2
R11-2 Road Closed	2
R11-3 Road Closed Ahead (X Miles Ahead / Local Traffic Only)	4
XM4-10 Detour Arrow (R or L)	2
XW20-2 Detour Ahead	1
XW20-3 Road Closed	4
XW20-3 (500) Road Closed 500 Ft.	2
XW20-3 (1000) Road Closed 1000 Ft.	2
Barricade, Type "III-B"	48 lft
Worksite Added Penalty Signs (Const. Sign Type "A")	2




LEGEND



CDM Smith

201 South Capitol Avenue, Suite 1220
Indianapolis, IN 46225
Tel: (317) 829-9600

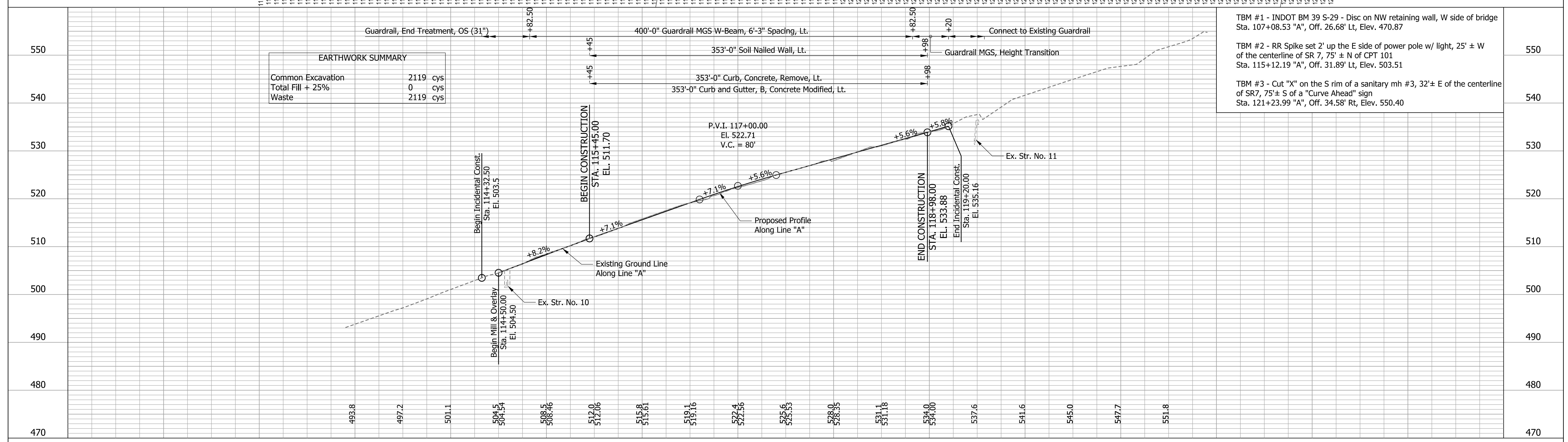
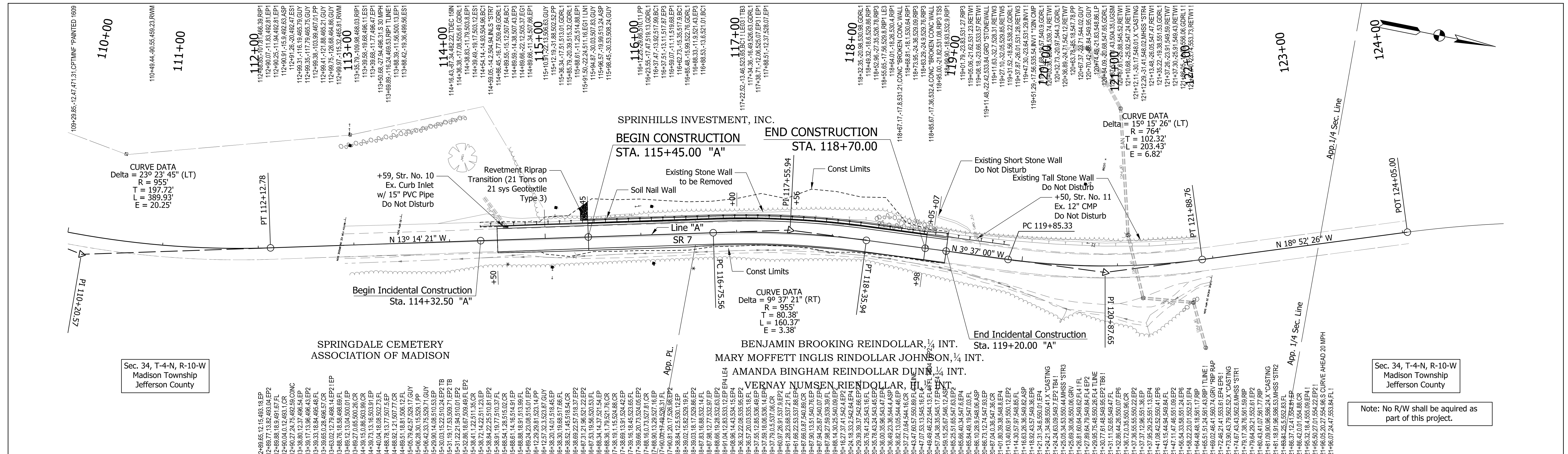


RECOMMENDED FOR APPROVAL	<i>Rob Thompson</i> DESIGN ENGINEER	DATE	06/18/2018
DESIGNED: JEC	DRAWN: BMG		
CHECKED: BMG	CHECKED: JEC		

INDIANA
DEPARTMENT OF TRANSPORTATION

DETOUR SHEET

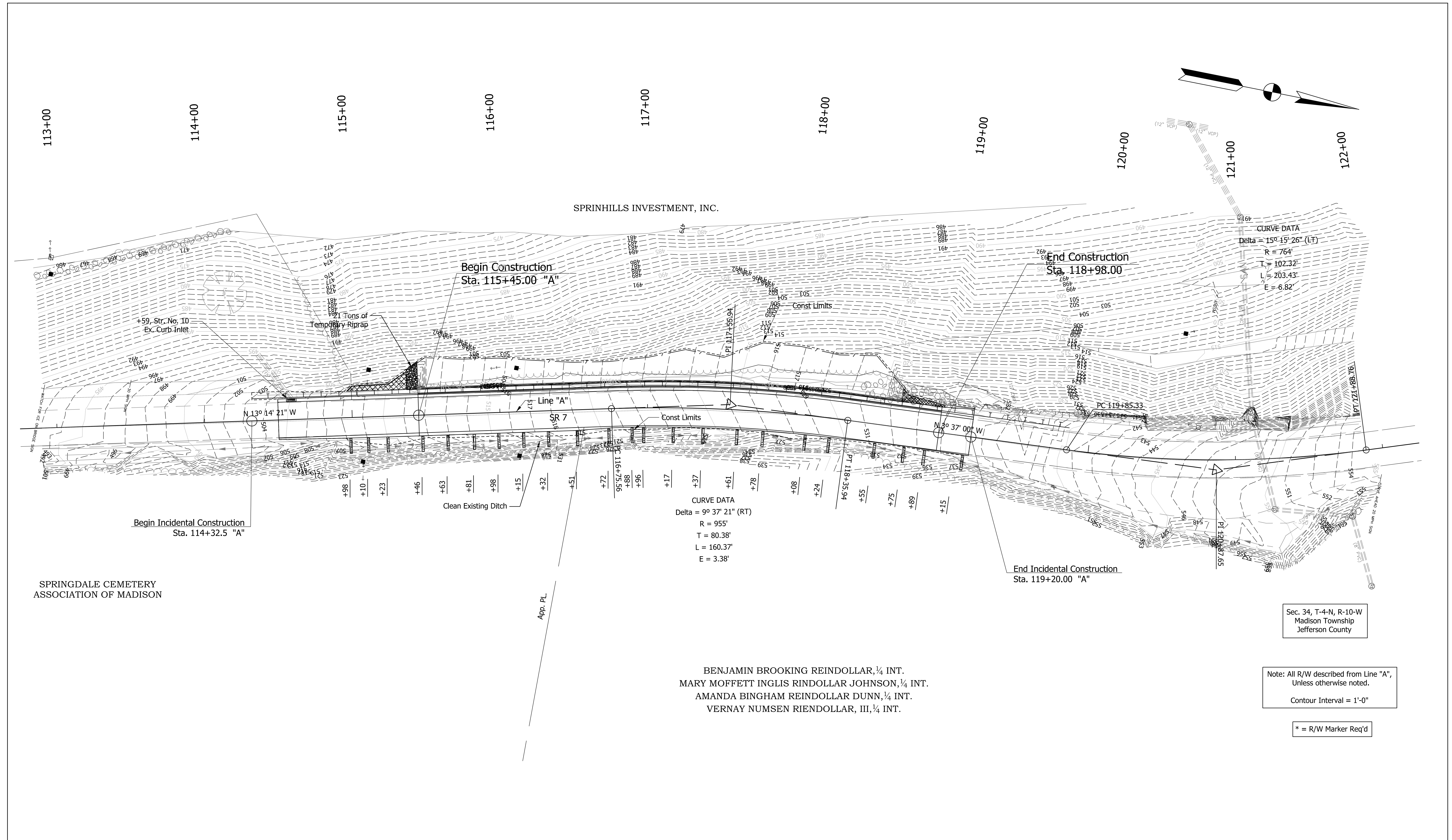
SCALE	BRIDGE FILE
N/A	N/A
	DESIGNATION
	1173314
SURVEY BOOK	SHEETS
ELECTRONIC	7 of 30
CONTRACT	PROJECT
R-34467	1173314



EARTHWORK SUMMARY	
Common Excavation	2119 cys
Total Fill + 25%	0 cys
Waste	2119 cys

- TBM #1 - INDOT BM 39 S-29 - Disc on NW retaining wall, W side of bridge Sta. 107+08.53 "A", Off. 26.68' Lt, Elev. 470.87
- TBM #2 - RR Spike set 2' up the E side of power pole w/ light, 25' ± W of the centerline of SR 7, 75' ± N of CPT 101 Sta. 115+12.19 "A", Off. 31.89' Lt, Elev. 503.51
- TBM #3 - Cut "X" on the S rim of a sanitary main #3, 32' ± E of the centerline of SR7, 75' ± S of a "Curve Ahead" sign Sta. 121+23.99 "A", Off. 34.58' Rt, Elev. 550.40

<p>550</p> <p>540</p> <p>530</p> <p>520</p> <p>510</p> <p>500</p> <p>490</p> <p>480</p> <p>470</p>	<p>110+00</p> <p>111+00</p> <p>112+00</p> <p>113+00</p> <p>114+00</p> <p>115+00</p> <p>116+00</p> <p>117+00</p> <p>118+00</p> <p>119+00</p> <p>120+00</p> <p>121+00</p> <p>122+00</p> <p>123+00</p> <p>124+00</p>	<p>Sec. 34, T-4-N, R-10-W Madison Township Jefferson County</p> <p>Sec. 34, T-4-N, R-10-W Madison Township Jefferson County</p> <p>Sec. 34, T-4-N, R-10-W Madison Township Jefferson County</p>	<p>Delta = 239° 23' 45" (LT) R = 955' T = 197.72' L = 389.93' E = 20.25'</p> <p>Delta = 99° 37' 21" (RT) R = 955' T = 80.38' L = 160.37' E = 3.38'</p>	<p>SPRINGDALE CEMETERY ASSOCIATION OF MADISON</p> <p>SPRINGHILLS INVESTMENT, INC.</p> <p>BENJAMIN BROOKING REINDOLLAR, INT.</p> <p>MARY MOFFETT INGLIS RINDOLLAR JOHNSTON, INT.</p> <p>AMANDA BINGHAM REINDOLLAR, INT.</p> <p>VERNA NUNSEN REINDOLLAR, INT.</p>	<p>Begin Mill & Overlay Sta. 114+50.00 El. 504.50</p> <p>Begin Incidental Const. Sta. 114+32.50 El. 503.5</p> <p>Begin Construction Sta. 115+45.00 El. 511.70</p> <p>End Construction Sta. 118+98.00 El. 533.88</p> <p>End Incidental Const. Sta. 119+20.00 El. 535.16</p>	<p>Guardrail, End Treatment, OS (31")</p> <p>400'-0" Guardrail MGS W-Beam, 6'-3" Spacing, Lt.</p> <p>353'-0" Soil Nailed Wall, Lt.</p> <p>353'-0" Curb, Concrete, Remove, Lt.</p> <p>353'-0" Curb and Gutter, B, Concrete Modified, Lt.</p> <p>Connect to Existing Guardrail</p> <p>Guardrail MGS, Height Transition</p>	<p>TBM #1 - INDOT BM 39 S-29 - Disc on NW retaining wall, W side of bridge Sta. 107+08.53 "A", Off. 26.68' Lt, Elev. 470.87</p> <p>TBM #2 - RR Spike set 2' up the E side of power pole w/ light, 25' ± W of the centerline of SR 7, 75' ± N of CPT 101 Sta. 115+12.19 "A", Off. 31.89' Lt, Elev. 503.51</p> <p>TBM #3 - Cut "X" on the S rim of a sanitary main #3, 32' ± E of the centerline of SR7, 75' ± S of a "Curve Ahead" sign Sta. 121+23.99 "A", Off. 34.58' Rt, Elev. 550.40</p>
--	---	---	--	---	--	--	---



SPRINGDALE CEMETERY
ASSOCIATION OF MADISON

SPRINHILLS INVESTMENT, INC.

Sec. 34, T-4-N, R-10-W
Madison Township
Jefferson County

BENJAMIN BROOKING REINDOLLAR, 1/4 INT.
MARY MOFFETT INGLIS RINDOLLAR JOHNSON, 1/4 INT.
AMANDA BINGHAM REINDOLLAR DUNN, 1/4 INT.
VERNAY NUMSEN RIENDOLLAR, III, 1/4 INT.


Note: All R/W described from Line "A",
Unless otherwise noted.
Contour Interval = 1'-0"

* = R/W Marker Req'd

- Temporary Check Dam, Traversable (Rolled Erosion Control Product)
- Temporary Inlet Protection
- ▨ Manufactured Surface Protection Product
- Temporary Silt Fence
- ▨ Temporary Revetment Riprap

**CDM
Smith**

201 South Capitol Avenue, Suite 1220
Indianapolis, IN 46225
Tel: (317) 829-9600



RECOMMENDED FOR APPROVAL	<i>Rob Thompson</i>	DESIGN ENGINEER	DATE
DESIGNED:	JEC	DRAWN:	BMG
CHECKED:	BMG	CHECKED:	JEC

INDIANA
DEPARTMENT OF TRANSPORTATION


**EROSION CONTROL DETAILS
S.R. 7 - LINE "A"**

SCALE	BRIDGE FILE
1"=30'-0"	N/A
	DESIGNATION
	1173314
SURVEY BOOK	SHEETS
ELECTRONIC	9 of 30
CONTRACT	PROJECT
R-34467	1173314

TEMPORARY EROSION CONTROL TABLE

STATION	LOCATION		Manufactured Surface Protection Product	Temporary Seed	Temporary Inlet Protection	Temporary Silt Fence	Temporary Check Dam, Traversable	Temporary Revetment Riprap	Temporary Geotextile	Weekly Inspections	Mobilization and Demobilization for Surface Stabilization	Sediment, Remove	Fertilizer	Temporary Mulch	REMARKS
	LEFT	MEDIAN													
			SYS	LBS	EACH	LFT	LFT	TONS	SYS	Each	Each	Cys	TONS	TONS	
Line "A"															
114+59	X				1										
114+96 to 119+20	X					451									
114+97 to 115+37	X		21												
114+98		X					10.25								
115+10		X					10.25								
115+23		X					10.25								
115+37 to 115+45	X							21	22						
115+45 to 118+70	X			24									0.03	0.4	
115+46		X					10.25								
115+63		X					10.25								
115+81		X					10.25								
115+98		X					10.25								
115+63		X					10.25								
116+15		X					10.25								
116+32		X					10.25								
116+51		X					10.25								
116+72		X					10.25								
116+88		X					10.25								
116+96		X					10.25								
117+17		X					10.25								
117+37		X					10.25								
117+61		X					10.25								
117+78		X					10.25								
118+08		X					10.25								
118+24		X					10.25								
118+55		X					10.25								
118+70 to 119+00	X		13												
118+75		X					10.25								
118+89		X					10.25								
119+15		X					10.25								
Sub Totals			34	24	1	451	246	21	22	32	1	12	0.03	0.40	

ITEM	QUANTITY	UNIT
Stormwater Management Budget	\$19,771.25	DOL
SWQCP Preparation and Implementation, Level 1	1	LS



RECOMMENDED FOR APPROVAL: *Rob Thompson* DESIGN ENGINEER DATE: *06/18/2018*

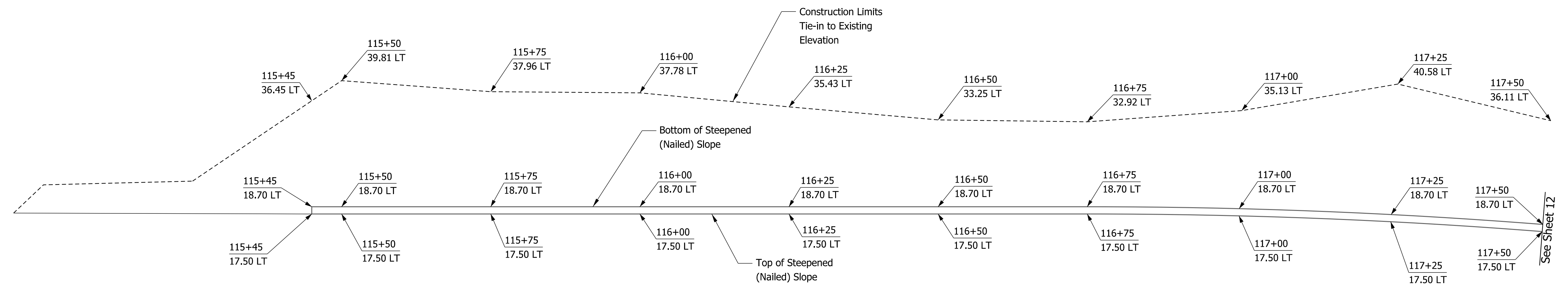
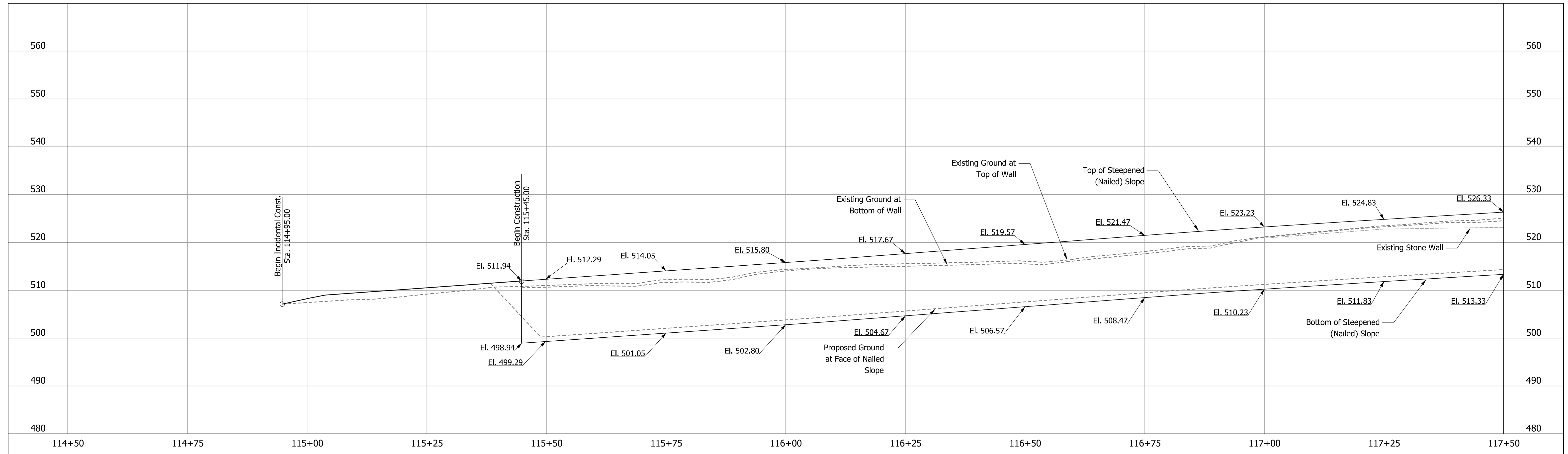
DESIGNED: JEC DRAWN: BMG

CHECKED: BMG CHECKED: JEC



INDIANA
DEPARTMENT OF TRANSPORTATION

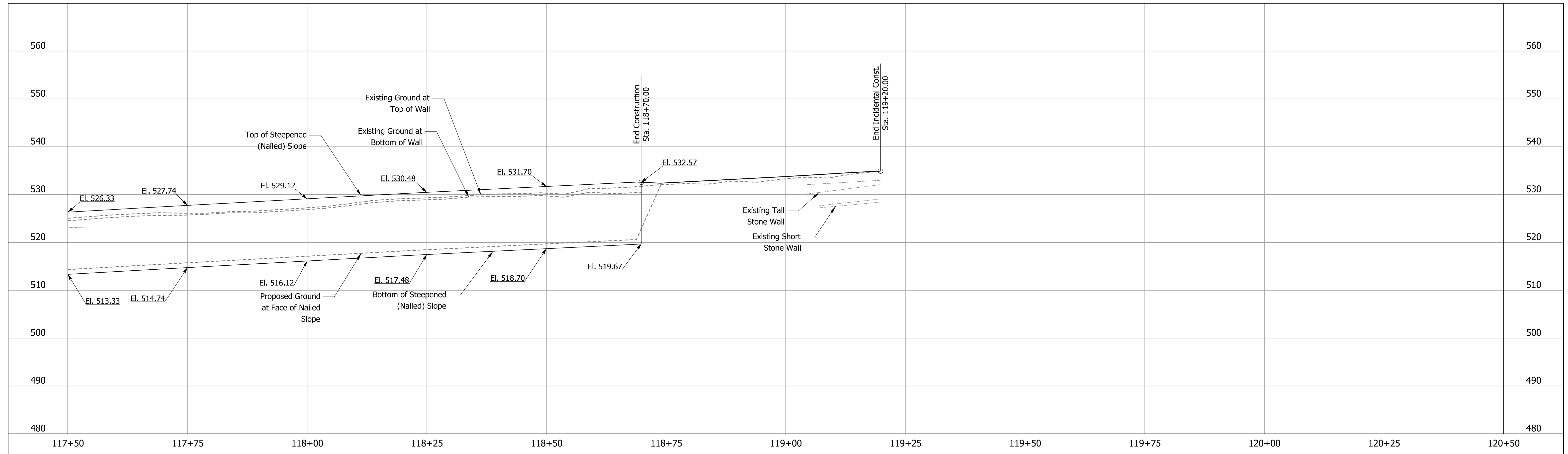
**EROSION CONTROL TABLE
S.R. 7 - LINE "A"**

SCALE N/A	BRIDGE FILE N/A
	DESIGNATION 1173314
SURVEY BOOK ELECTRONIC	SHEETS 10 of 30
CONTRACT R-34467	PROJECT 1173314

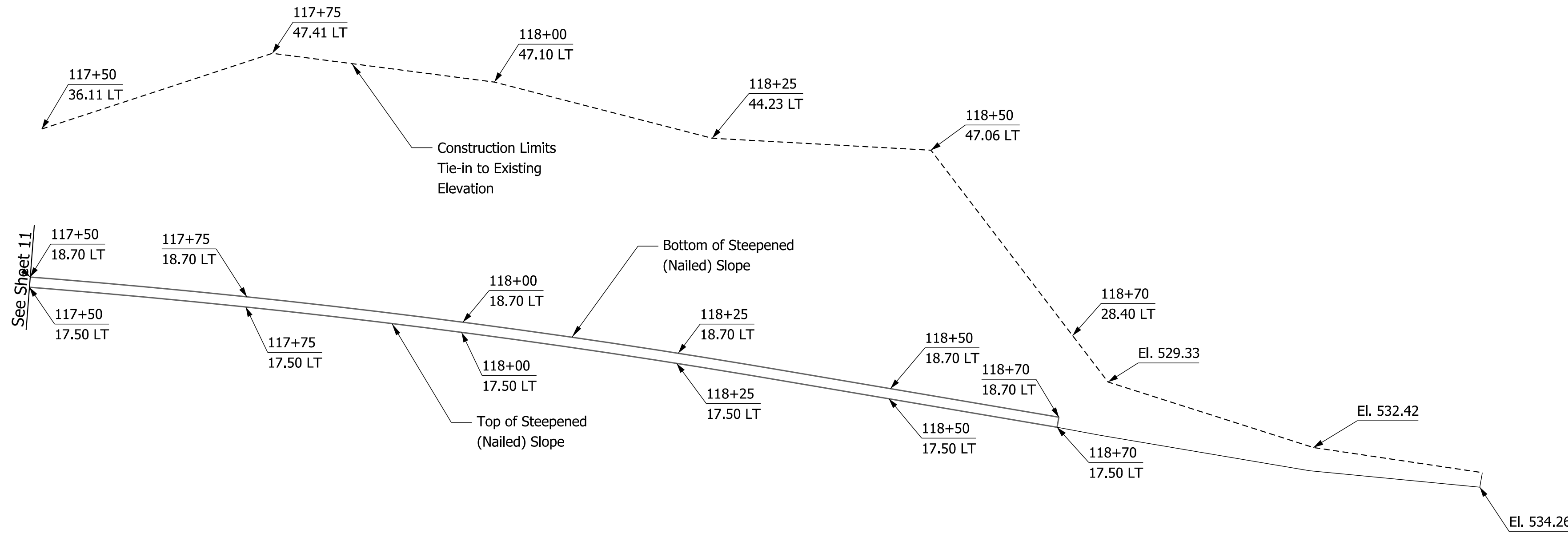


NOTE:
Soil Nailed Wall Stationing and Offsets are shown for reference only. Contractor may prepare alternative wall dimensions for Technical Proposal.

 201 South Capitol Avenue, Suite 1220 Indianapolis, IN 46225 Tel: (317) 829-9600		RECOMMENDED FOR APPROVAL <i>Rob Thompson</i> DESIGN ENGINEER DATE: 06/18/2018	INDIANA DEPARTMENT OF TRANSPORTATION	SCALE 1"=10'-0"	BRIDGE FILE N/A
		DESIGNED: JEC DRAWN: BMG CHECKED: BMG CHECKED: JEC	WALL DETAILS S.R. 7 - LINE "A"	SURVEY BOOK ELECTRONIC 11 of 30 CONTRACT R-34467	SHEETS PROJECT 1173314





ELEVATION VIEW



PLAN VIEW

NOTE:
Soil nailed wall stationing and offsets are shown for reference only. Contractor may prepare alternative wall dimensions for Technical Proposal.

 201 South Capitol Avenue, Suite 1220 Indianapolis, IN 46225 Tel: (317) 829-9600		RECOMMENDED FOR APPROVAL <i>Rob Thompson</i> 06/18/2018 DESIGN ENGINEER DATE	INDIANA DEPARTMENT OF TRANSPORTATION		SCALE 1"=10'-0"	BRIDGE FILE N/A
		DESIGNED: JEC CHECKED: BMG	DRAWN: BMG CHECKED: JEC	WALL DETAILS S.R. 7 - LINE "A"		SURVEY BOOK ELECTRONIC CONTRACT R-34467

113+00

114+00

115+00

116+00

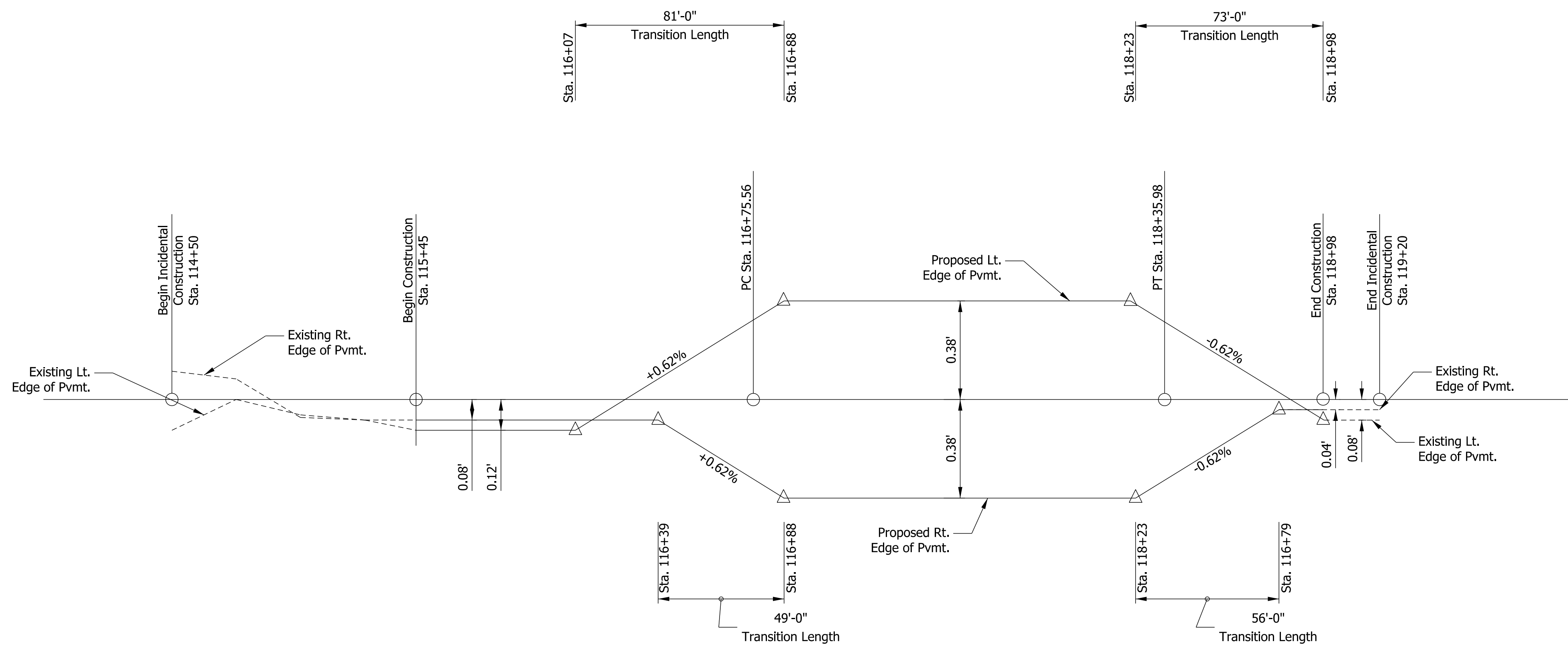
117+00

118+00

119+00


120+00

121+00



CDM Smith

201 South Capitol Avenue, Suite 1220
Indianapolis, IN 46225
Tel: (317) 829-9600

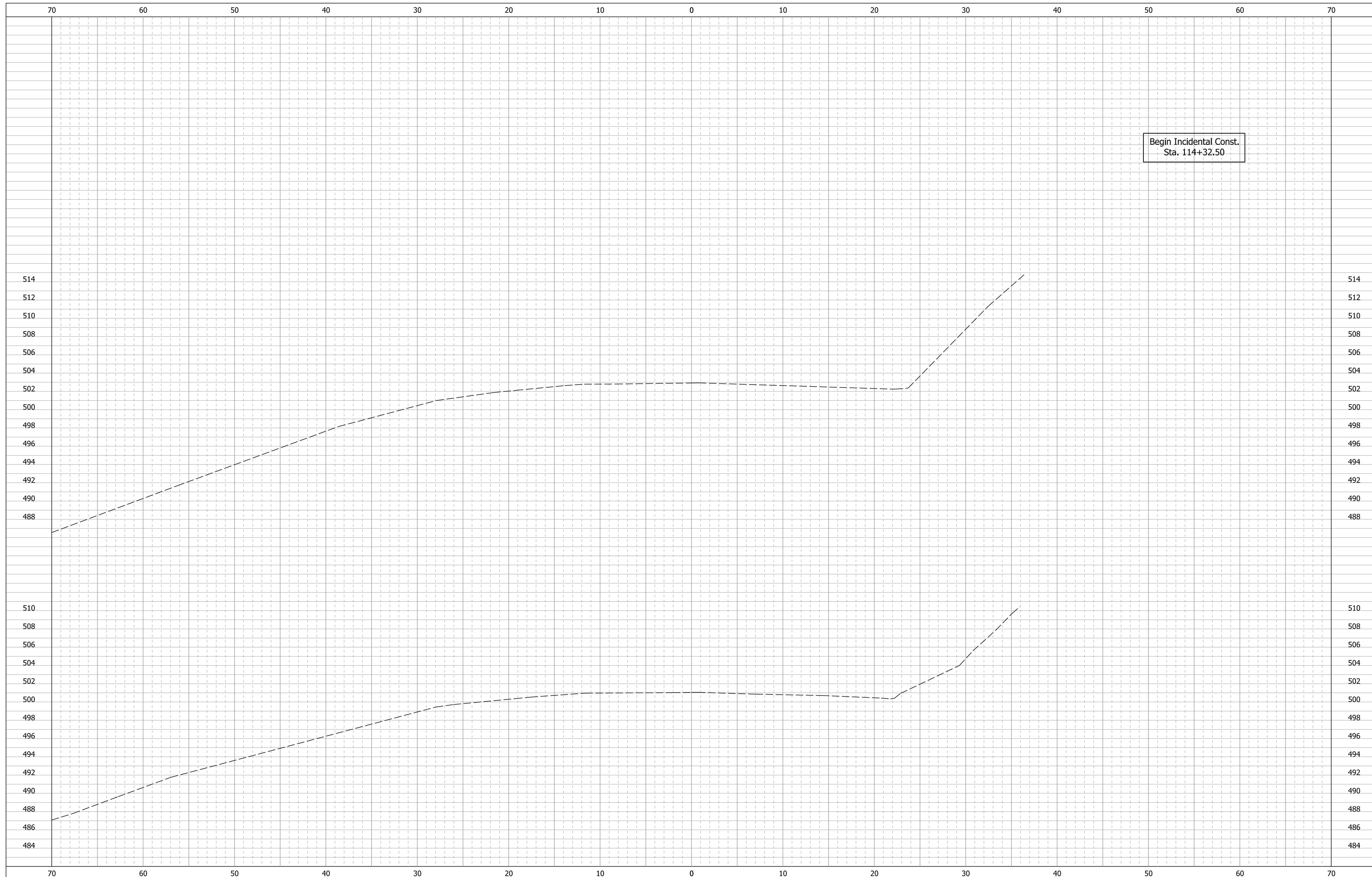


RECOMMENDED FOR APPROVAL	<i>Robin B. Thompson</i>	DESIGN ENGINEER	DATE
DESIGNED:	JEC	DRAWN:	BMG
CHECKED:	BMG	CHECKED:	JEC

INDIANA DEPARTMENT OF TRANSPORTATION

SUPERELEVATION DIAGRAM
S.R. 7 - LINE "A"

SCALE	BRIDGE FILE
N/A	N/A
	DESIGNATION
	1173314
SURVEY BOOK	SHEETS
ELECTRONIC	13 of 30
CONTRACT	PROJECT
R-34467	1173314



Begin Incidental Const.
Sta. 114+32.50

114+25.00

114+00.00



201 South Capitol Avenue, Suite 1220
Indianapolis, IN 46225
Tel: (317) 829-9600

RECOMMENDED FOR APPROVAL _____
DESIGN ENGINEER DATE

DESIGNED: JEC DRAWN: BMG

CHECKED: BMG CHECKED: JEC

INDIANA
DEPARTMENT OF TRANSPORTATION

CROSS SECTIONS
SR 7 - LINE "A"

SCALE
1" = 5'-0"

BRIDGE FILE

N/A

DESIGNATION

1173314

SURVEY BOOK

ELECTRONIC

CONTRACT

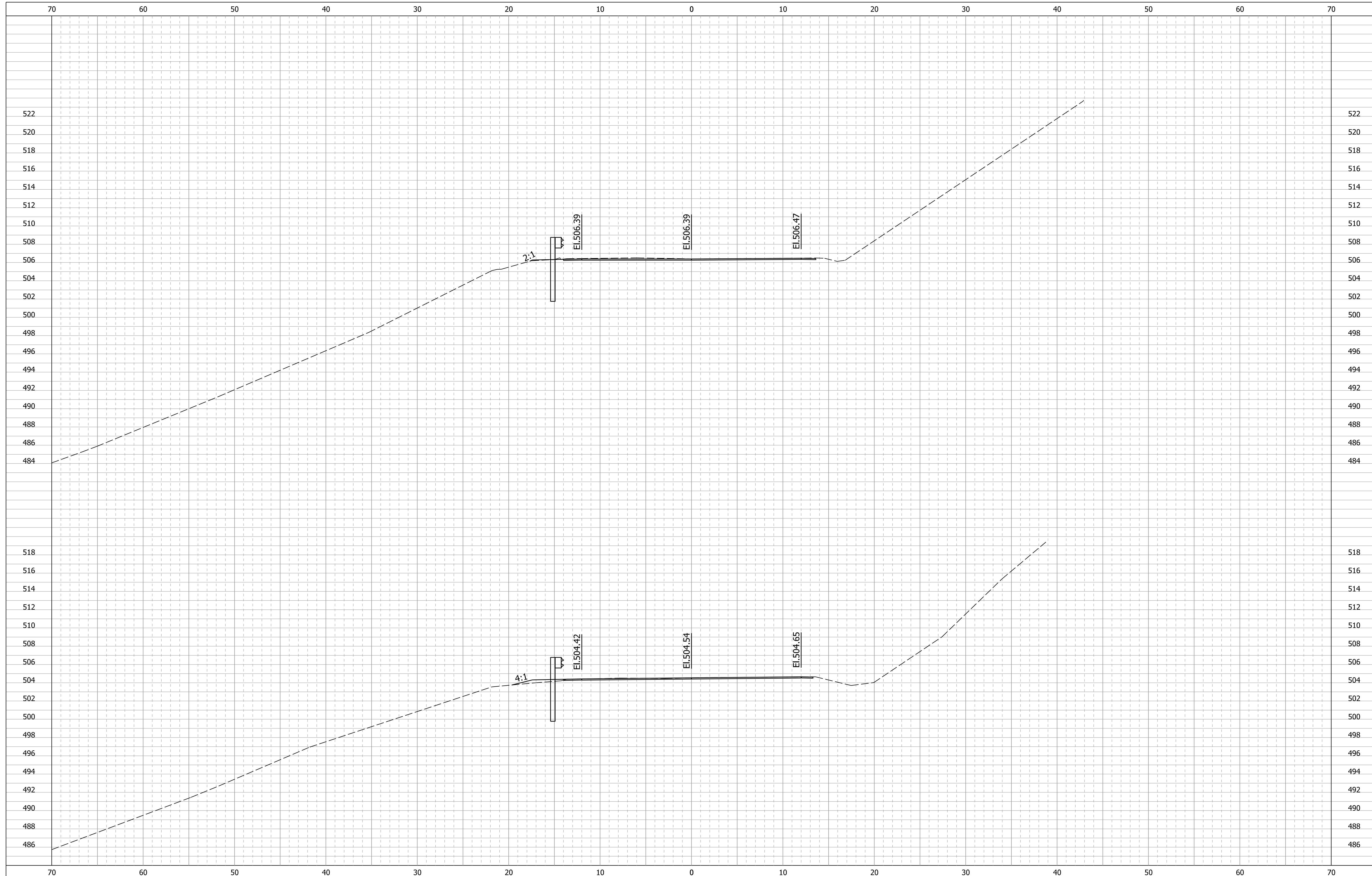
R-34467

SHEETS

15 of 30

PROJECT

1173314



AC = 5 Sys AF = 0 Sys
VC = 4 Sys VF = 0 Cys

114+75.00

AC = 4 Sys AF = 1 Sys
VC = 0 Sys VF = 0 Cys

114+50.00



201 South Capitol Avenue, Suite 1220
Indianapolis, IN 46225
Tel: (317) 829-9600

RECOMMENDED FOR APPROVAL _____
DESIGN ENGINEER DATE

DESIGNED: JEC DRAWN: BMG

CHECKED: BMG CHECKED: JEC

INDIANA
DEPARTMENT OF TRANSPORTATION

CROSS SECTIONS
SR 7 - LINE "A"

SCALE
1" = 5'-0"

BRIDGE FILE

N/A

DESIGNATION

1173314

SURVEY BOOK

ELECTRONIC

CONTRACT

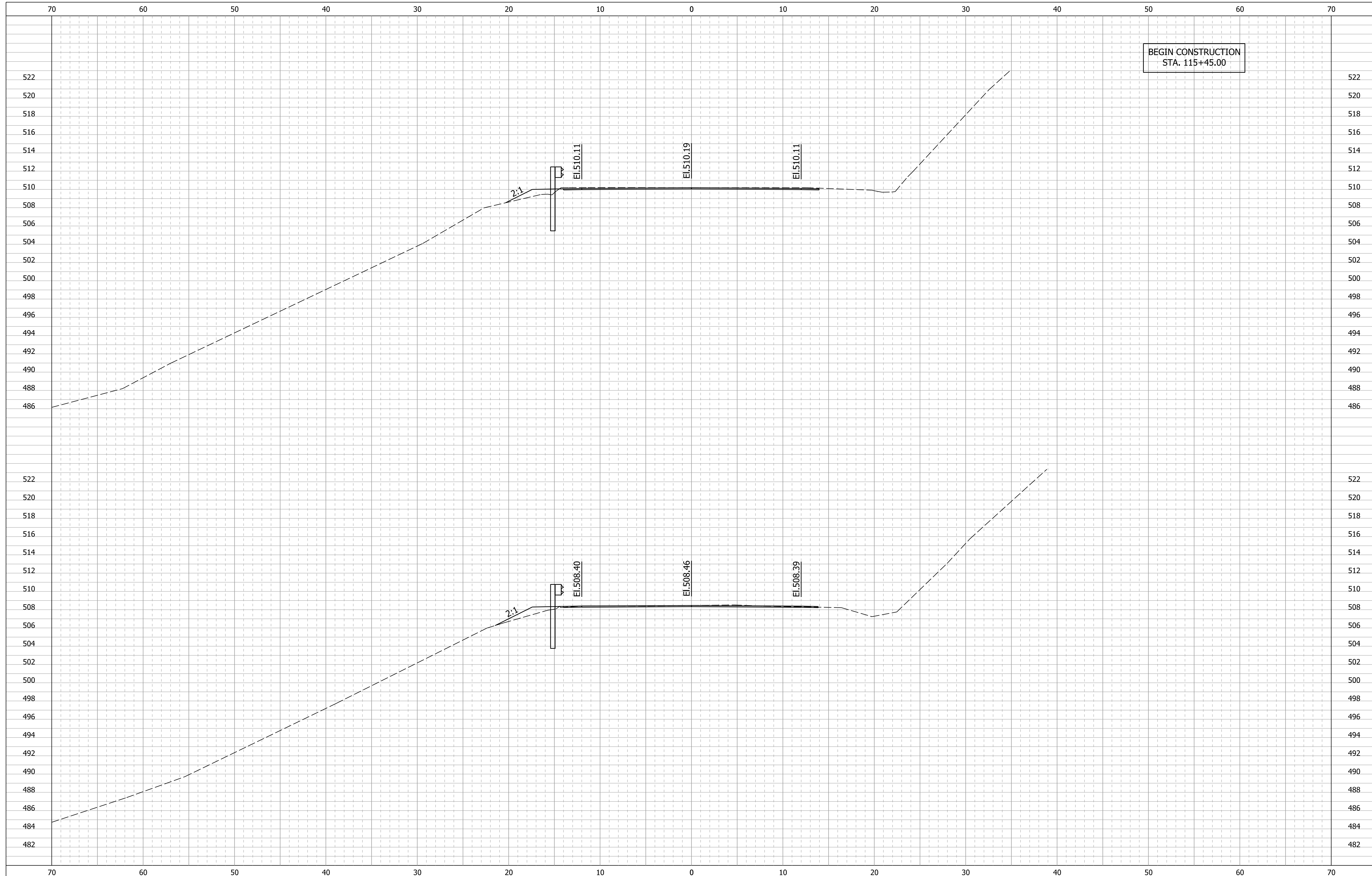
R-34467

SHEETS

16 of 30

PROJECT

1173314



BEGIN CONSTRUCTION
STA. 115+45.00

AC = 5 Sys AF = 3 Sys
VC = 4 Sys VF = 3 Cys

115+25.00

AC = 3 Sys AF = 3 Sys
VC = 4 Sys VF = 1 Cys

115+00.00



201 South Capitol Avenue, Suite 1220
Indianapolis, IN 46225
Tel: (317) 829-9600

RECOMMENDED FOR APPROVAL _____
DESIGN ENGINEER DATE

DESIGNED: JEC DRAWN: BMG

CHECKED: BMG CHECKED: JEC

INDIANA
DEPARTMENT OF TRANSPORTATION

CROSS SECTIONS
SR 7 - LINE "A"

SCALE
1" = 5'-0"

BRIDGE FILE

N/A

DESIGNATION

1173314

SURVEY BOOK

ELECTRONIC

CONTRACT

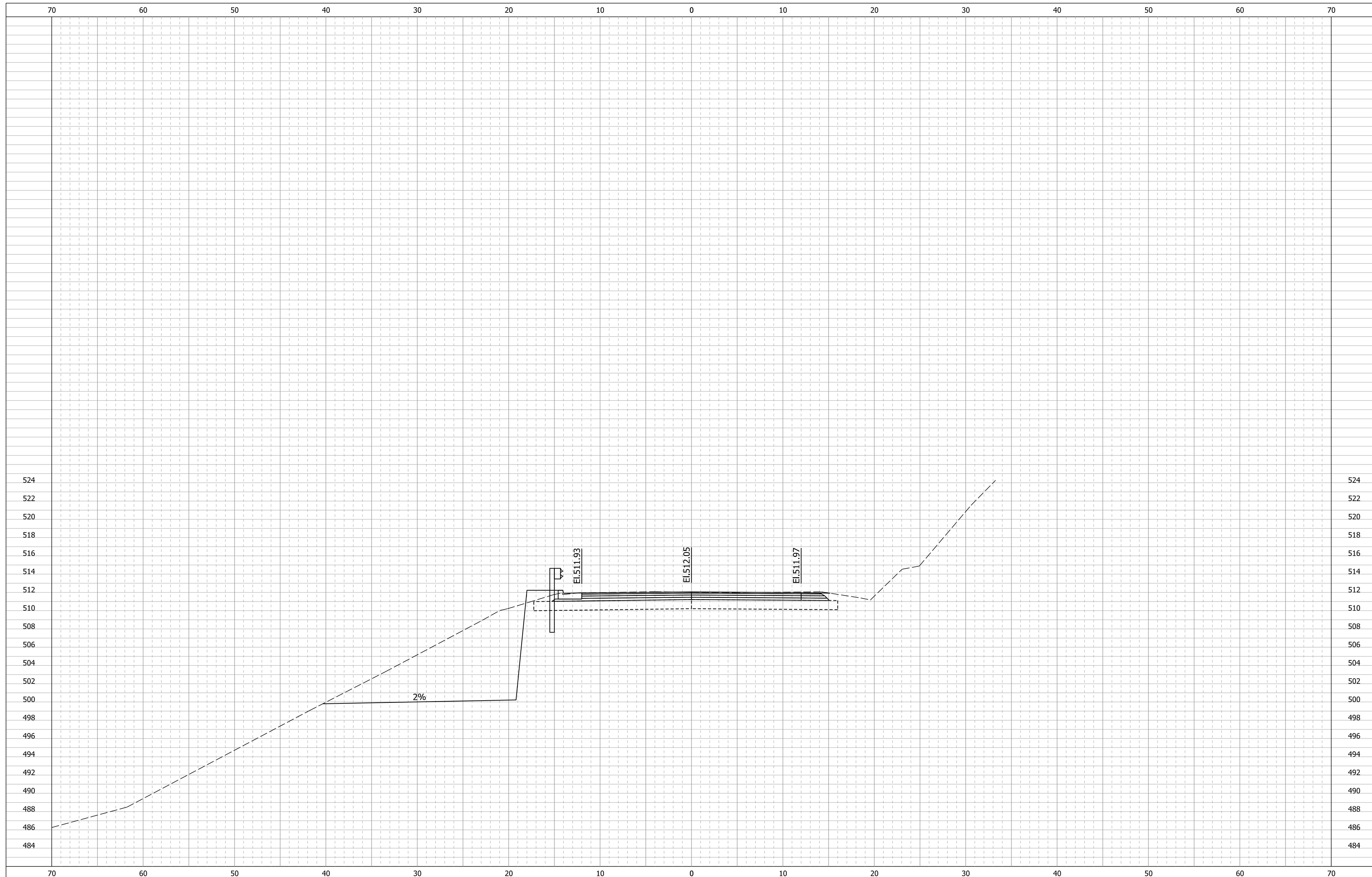
R-34467

SHEETS

17 of 30

PROJECT

1173314



AC = 176 Sys AF = 3 Sys
 VC = 84 Sys VF = 3 Cys
 115+50.00

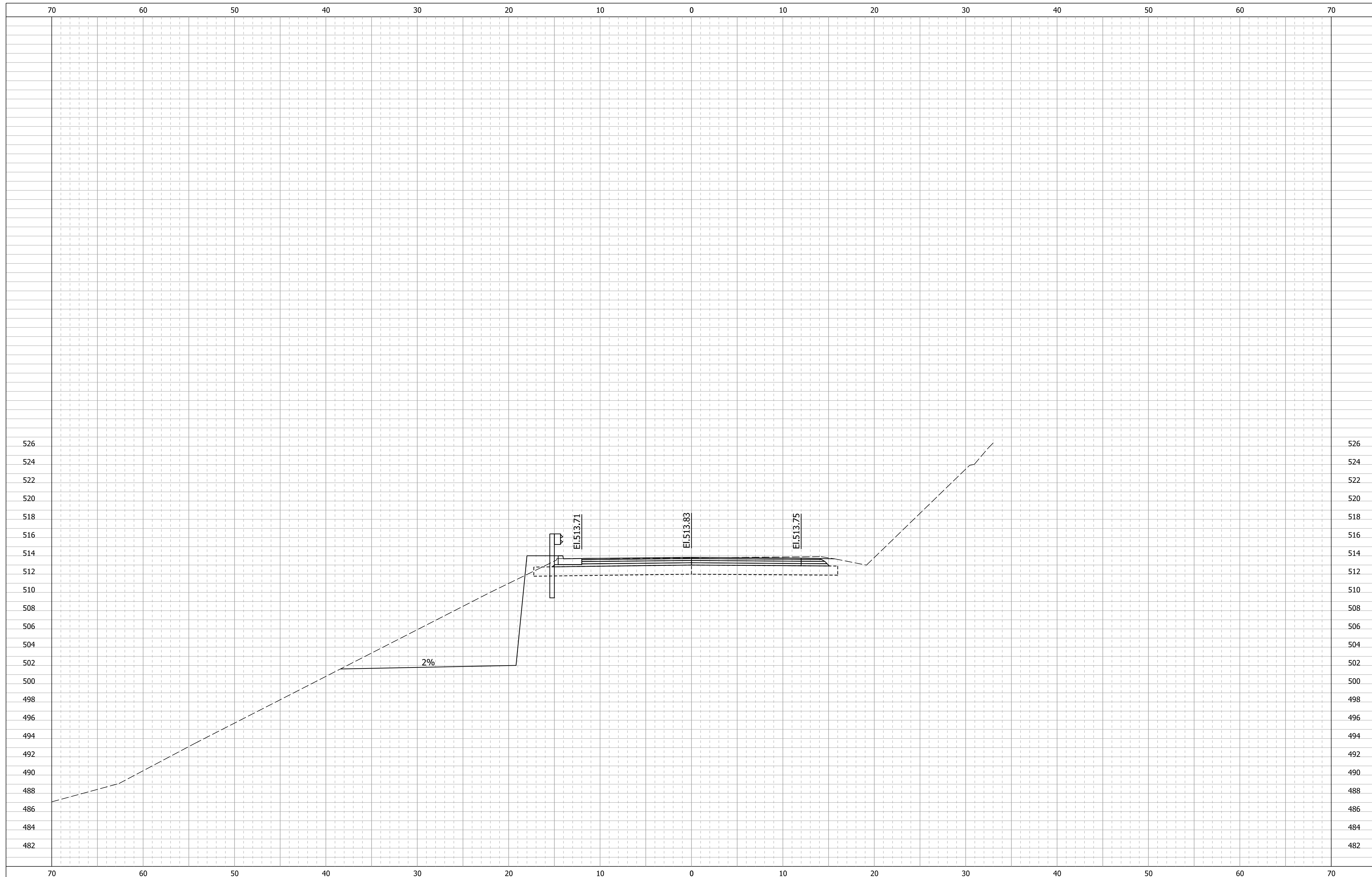
NOTE:
 Soil nailed wall stationing and offsets are shown for reference only. Contractor may prepare alternative wall dimensions for Technical Proposal.



RECOMMENDED FOR APPROVAL _____	DESIGN ENGINEER _____	DATE _____
DESIGNED: JEC	DRAWN: BMG	
CHECKED: BMG	CHECKED: JEC	

INDIANA DEPARTMENT OF TRANSPORTATION
 CROSS SECTIONS
 SR 7 - LINE "A"

SCALE 1" = 5'-0"	BRIDGE FILE N/A
	DESIGNATION 1173314
SURVEY BOOK ELECTRONIC	SHEETS 18 of 30
CONTRACT R-34467	PROJECT 1173314



AC = 154 Sys AF = 4 Sys
 VC = 153 Sys VF = 3 Cys

115+75.00

NOTE:
 Soil nailed wall stationing and offsets are shown for reference only. Contractor may prepare alternative wall dimensions for Technical Proposal.

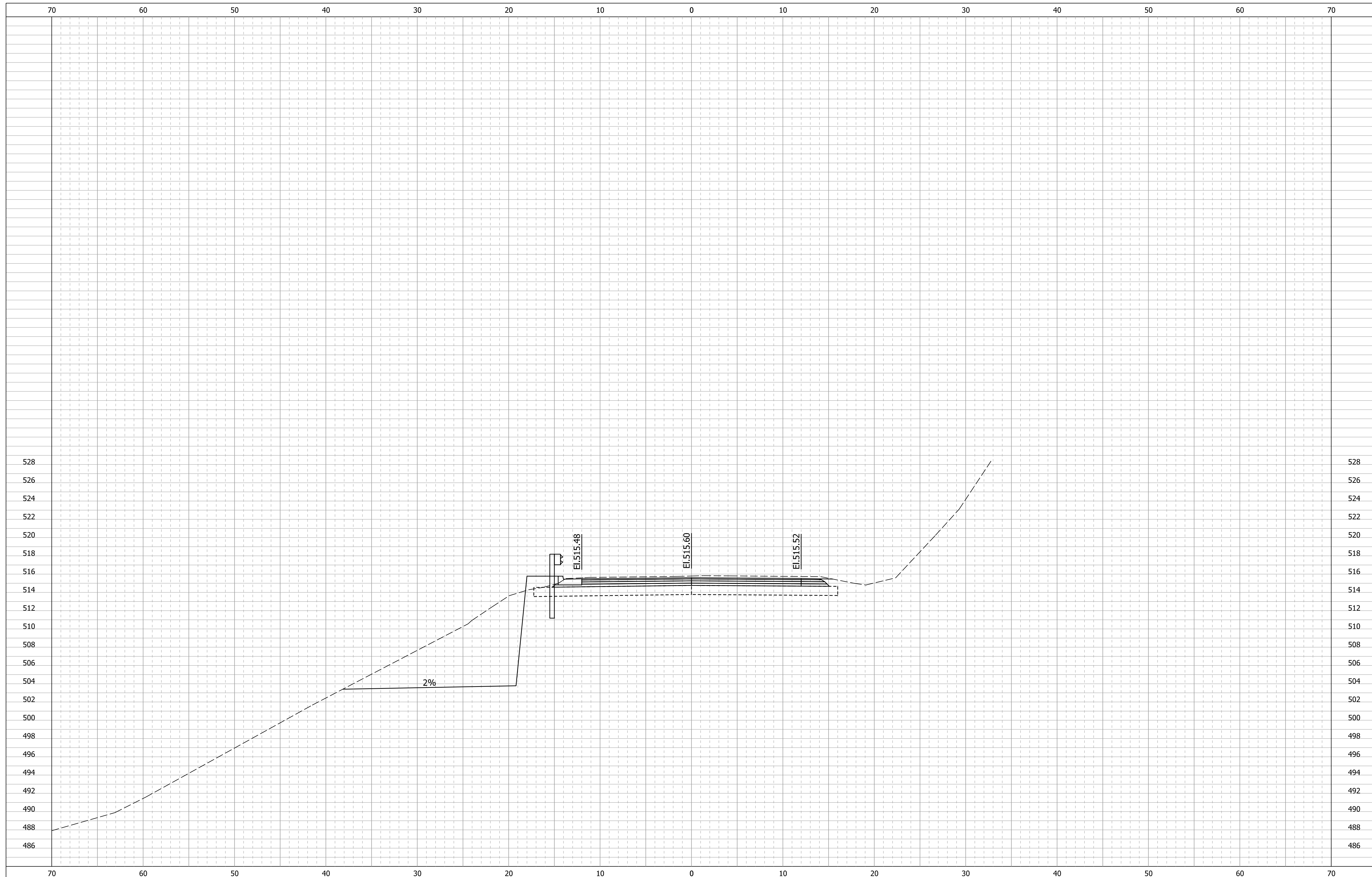


RECOMMENDED FOR APPROVAL	DESIGN ENGINEER	DATE
DESIGNED: JEC	DRAWN: BMG	
CHECKED: BMG	CHECKED: JEC	

INDIANA DEPARTMENT OF TRANSPORTATION

CROSS SECTIONS
 SR 7 - LINE "A"

SCALE 1" = 5'-0"	BRIDGE FILE N/A
	DESIGNATION 1173314
SURVEY BOOK ELECTRONIC	SHEETS 19 of 30
CONTRACT R-34467	PROJECT 1173314



AC = 161 Sys AF = 4 Sys
 VC = 146 Sys VF = 4 Cys

116+00.00

NOTE:
 Soil nailed wall stationing and offsets are shown for reference only. Contractor may prepare alternative wall dimensions for Technical Proposal.

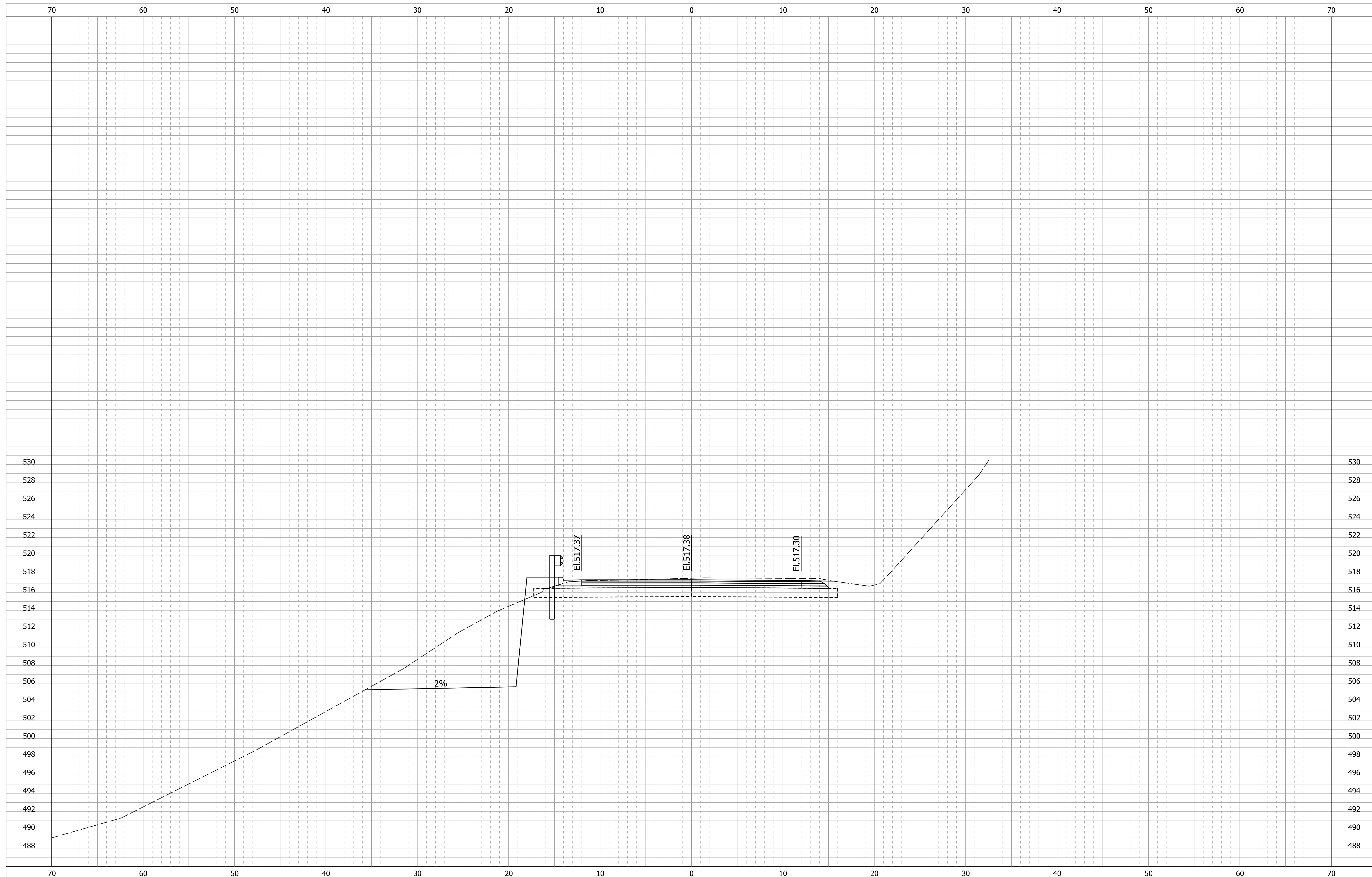


RECOMMENDED FOR APPROVAL	DESIGN ENGINEER	DATE
DESIGNED: JEC	DRAWN: BMG	
CHECKED: BMG	CHECKED: JEC	

INDIANA DEPARTMENT OF TRANSPORTATION

CROSS SECTIONS
 SR 7 - LINE "A"

SCALE 1" = 5'-0"	BRIDGE FILE N/A
	DESIGNATION 1173314
SURVEY BOOK ELECTRONIC	SHEETS 20 of 30
CONTRACT R-34467	PROJECT 1173314



AC = 143 Sys AF = 5 Sys
 VC = 141 Sys VF = 4 Cys

116+25.00

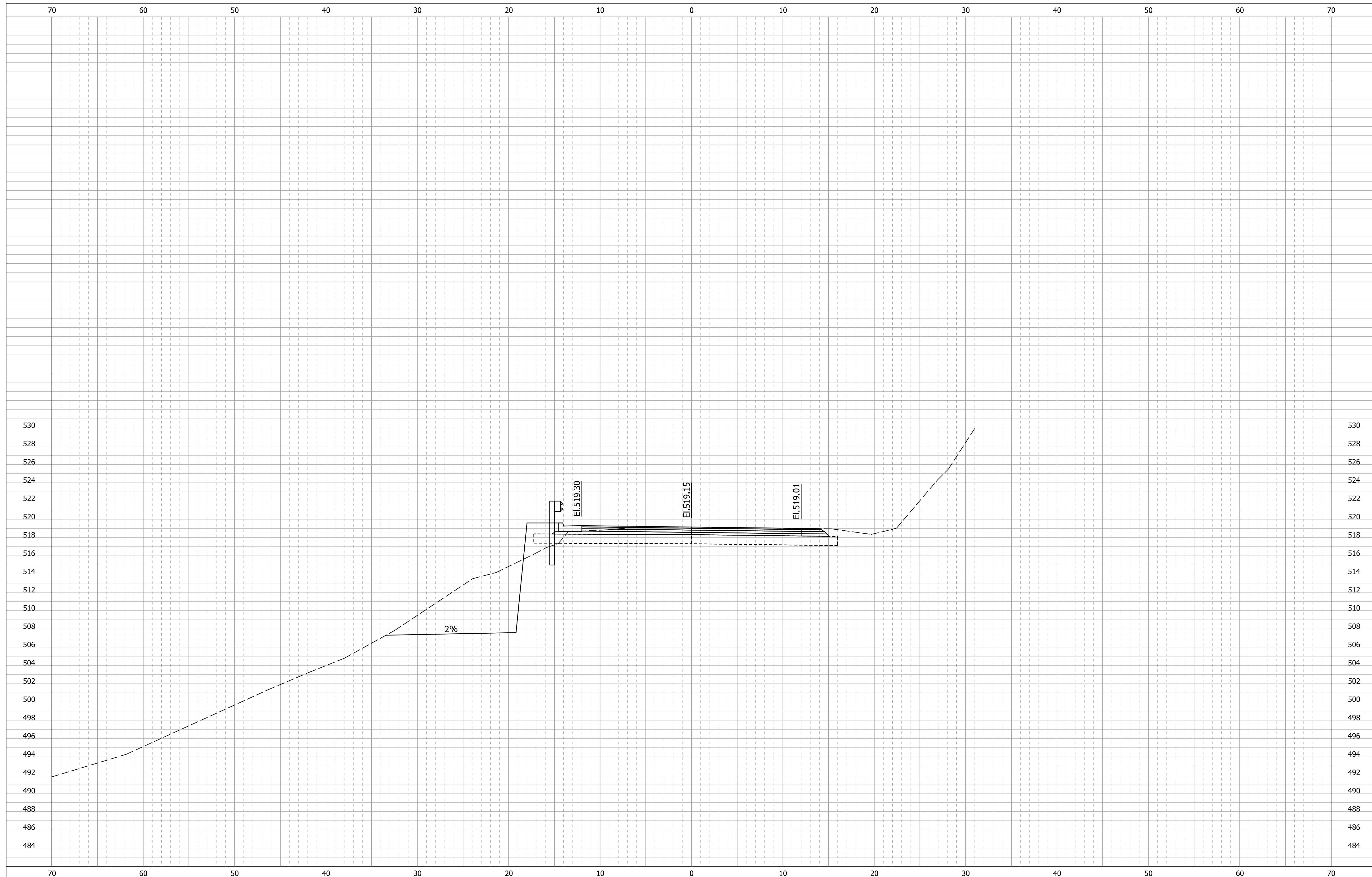
NOTE:
 Soil nailed wall stationing and offsets are shown for reference only. Contractor may prepare alternative wall dimensions for Technical Proposal.



RECOMMENDED FOR APPROVAL _____	DESIGN ENGINEER _____	DATE _____
DESIGNED: JEC	DRAWN: BMG	
CHECKED: BMG	CHECKED: JEC	

INDIANA
 DEPARTMENT OF TRANSPORTATION
 CROSS SECTIONS
 SR 7 - LINE "A"

SCALE 1" = 5'-0"	BRIDGE FILE N/A
	DESIGNATION 1173314
SURVEY BOOK ELECTRONIC	SHEETS 21 of 30
CONTRACT R-34467	PROJECT 1173314



AC = 114 Sys AF = 8 Sys
 VC = 119 Sys VF = 6 Cys

116+50.00

NOTE:
 Soil nailed wall stationing and offsets are shown for reference only. Contractor may prepare alternative wall dimensions for Technical Proposal.

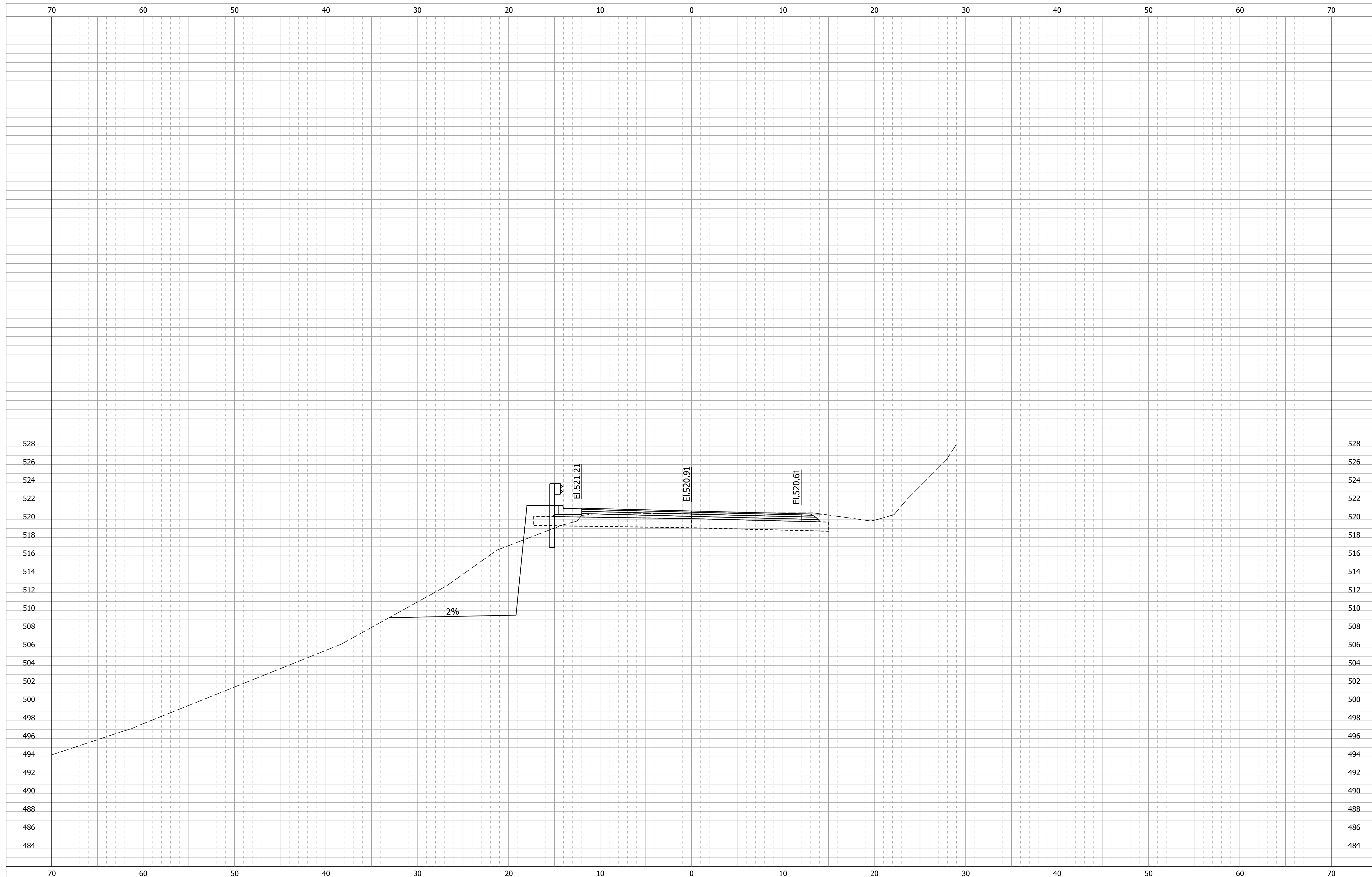


RECOMMENDED FOR APPROVAL	DESIGN ENGINEER	DATE
DESIGNED: JEC	DRAWN: BMG	
CHECKED: BMG	CHECKED: JEC	

INDIANA DEPARTMENT OF TRANSPORTATION

CROSS SECTIONS
 SR 7 - LINE "A"

SCALE 1" = 5'-0"	BRIDGE FILE N/A
	DESIGNATION 1173314
SURVEY BOOK ELECTRONIC	SHEETS 22 of 30
CONTRACT R-34467	PROJECT 1173314



AC = 103 Sys AF = 8 Sys
 VC = 100 Sys VF = 7 Cys

116+75.00

NOTE:
 Soil nailed wall stationing and offsets are shown for reference only. Contractor may prepare alternative wall dimensions for Technical Proposal.

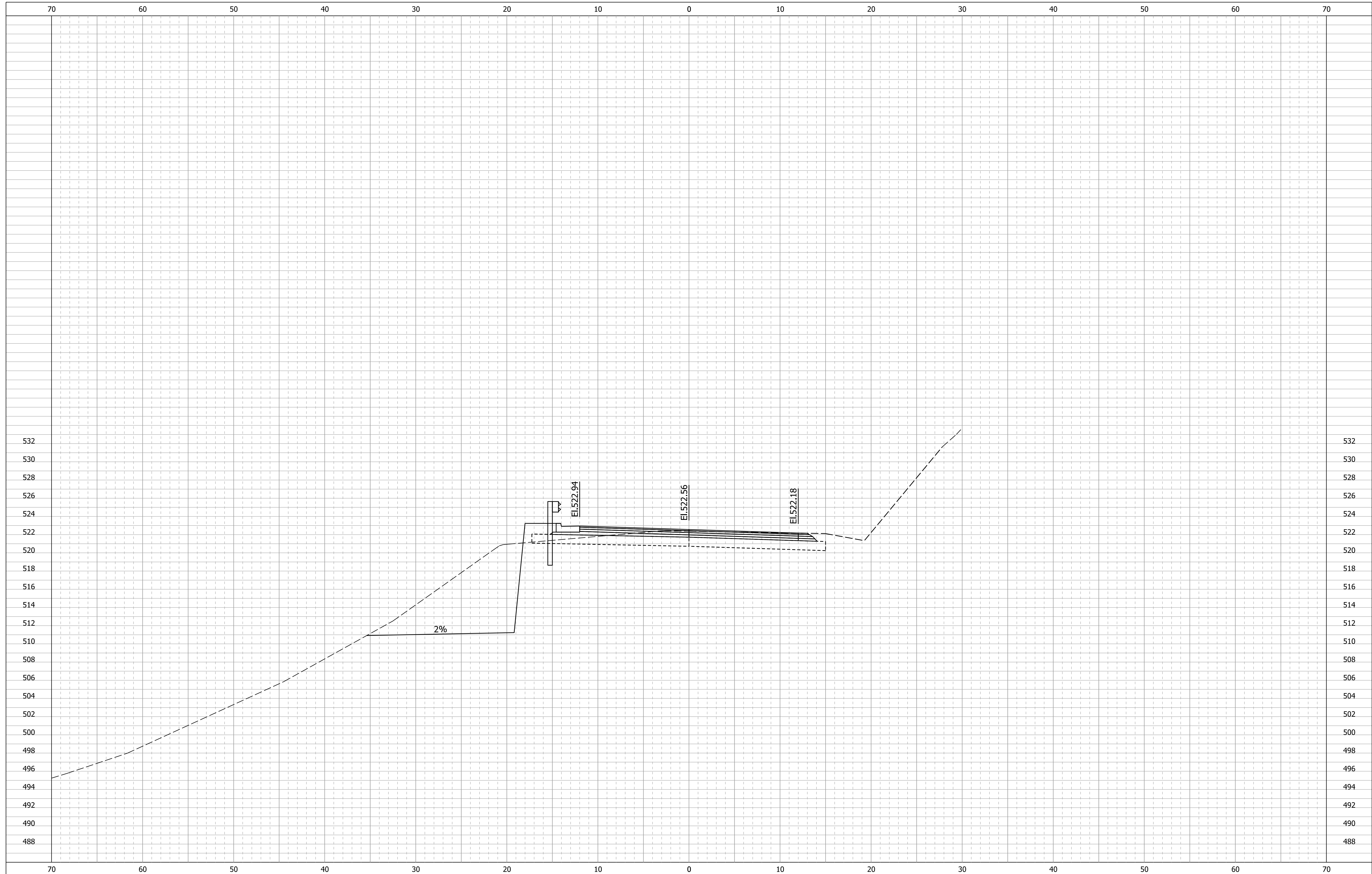


RECOMMENDED FOR APPROVAL	DESIGN ENGINEER	DATE
DESIGNED: JEC	DRAWN: BMG	
CHECKED: BMG	CHECKED: JEC	

INDIANA DEPARTMENT OF TRANSPORTATION

CROSS SECTIONS SR 7 - LINE "A"

SCALE 1" = 5'-0"	BRIDGE FILE N/A
	DESIGNATION 1173314
SURVEY BOOK ELECTRONIC	SHEETS 23 of 30
CONTRACT R-34467	PROJECT 1173314



AC = 130 Sys AF = 5 Sys
 VC = 108 Sys VF = 6 Cys

117+00.00

NOTE:
 Soil nailed wall stationing and offsets are shown for reference only. Contractor may prepare alternative wall dimensions for Technical Proposal.



201 South Capitol Avenue, Suite 1220
 Indianapolis, IN 46225
 Tel: (317) 829-9600

RECOMMENDED FOR APPROVAL _____
 DESIGN ENGINEER DATE

DESIGNED: JEC DRAWN: BMG

CHECKED: BMG CHECKED: JEC

INDIANA
 DEPARTMENT OF TRANSPORTATION

CROSS SECTIONS
 SR 7 - LINE "A"

SCALE
 1" = 5'-0"

BRIDGE FILE

N/A

DESIGNATION

1173314

SURVEY BOOK

SHEETS

ELECTRONIC

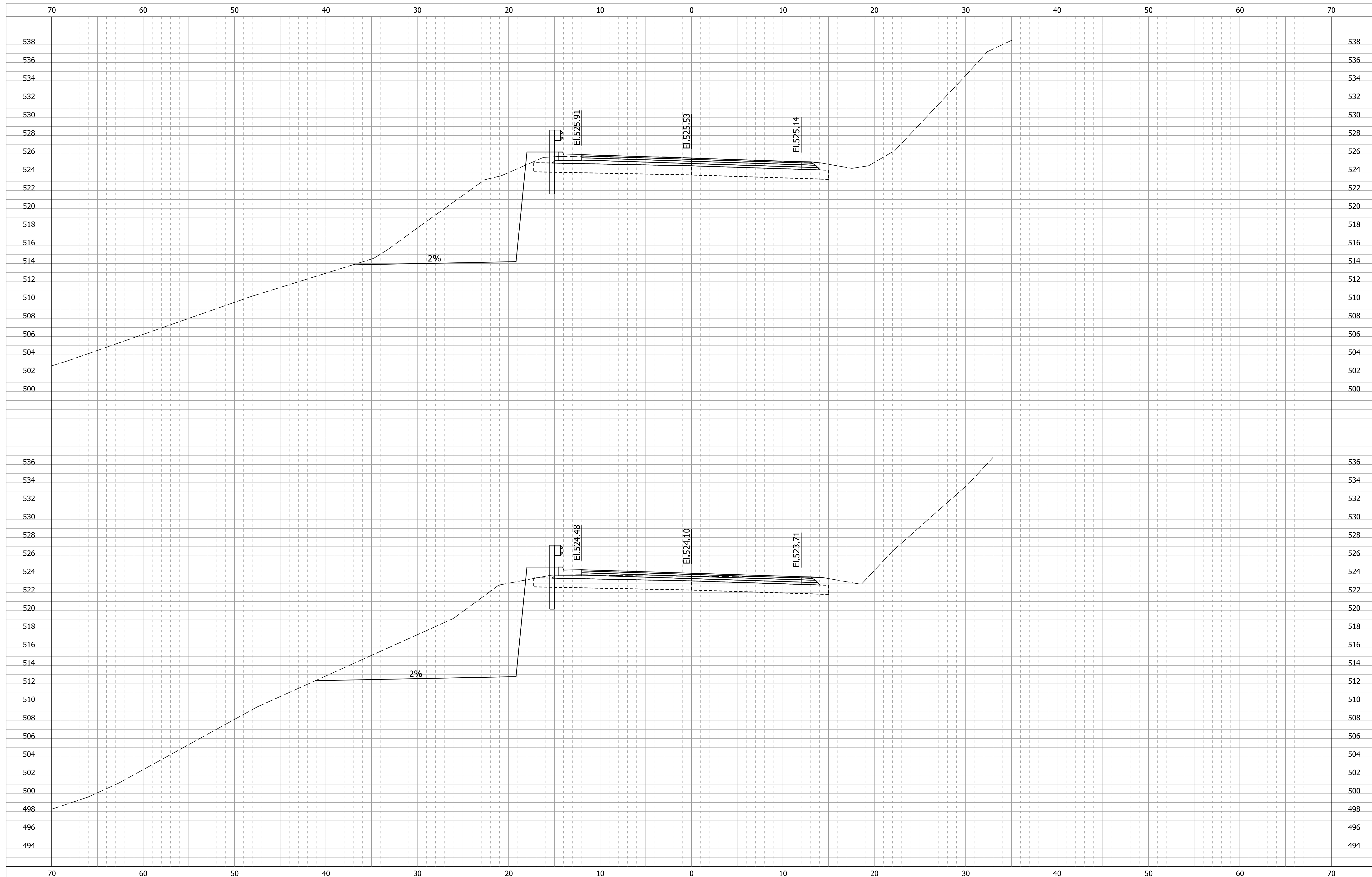
24 of 30

CONTRACT

PROJECT

R-34467

1173314



AC = 152 Sys AF = 3 Sys
 VC = 146 Sys VF = 3 Cys
 117+50.00

AC = 163 Sys AF = 4 Sys
 VC = 136 Sys VF = 4 Cys
 117+25.00

NOTE:
 Soil nailed wall stationing and offsets are shown for reference only. Contractor may prepare alternative wall dimensions for Technical Proposal.



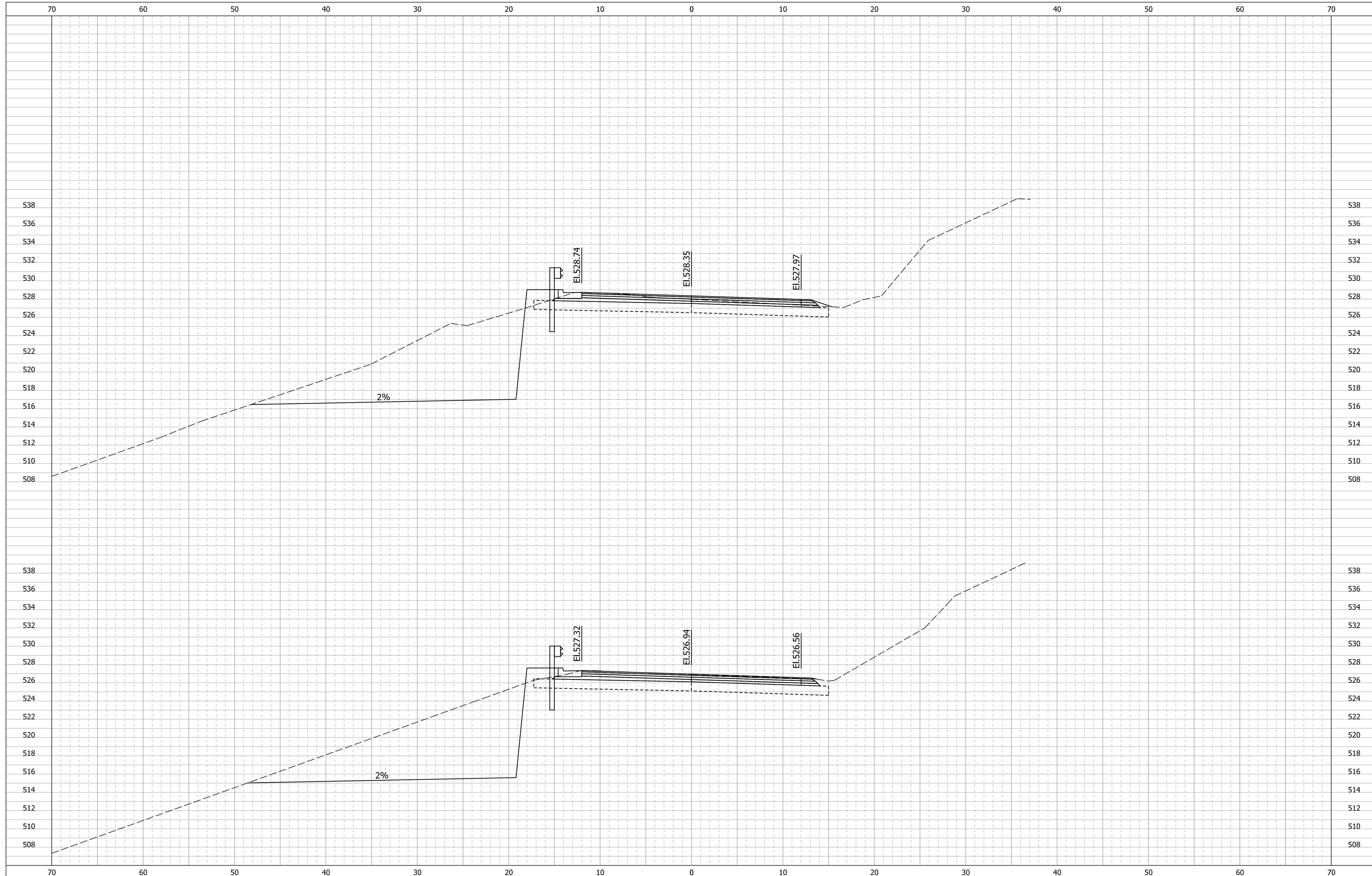
201 South Capitol Avenue, Suite 1220
 Indianapolis, IN 46225
 Tel: (317) 829-9600

RECOMMENDED FOR APPROVAL	DESIGN ENGINEER	DATE
DESIGNED: JEC	DRAWN: BMG	
CHECKED: BMG	CHECKED: JEC	

INDIANA
 DEPARTMENT OF TRANSPORTATION

CROSS SECTIONS
 SR 7 - LINE "A"

SCALE	BRIDGE FILE
1" = 5'-0"	N/A
	DESIGNATION
	1173314
SURVEY BOOK	SHEETS
ELECTRONIC	25 of 30
CONTRACT	PROJECT
R-34467	1173314



AC = 197 Sys AF = 5 Sys
 VC = 187 Sys VF = 4 Cys

118+00.00

AC = 207 Sys AF = 4 Sys
 VC = 166 Sys VF = 3 Cys

117+75.00

NOTE:
 Soil nailed wall stationing and offsets are shown for reference only. Contractor may prepare alternative wall dimensions for Technical Proposal.



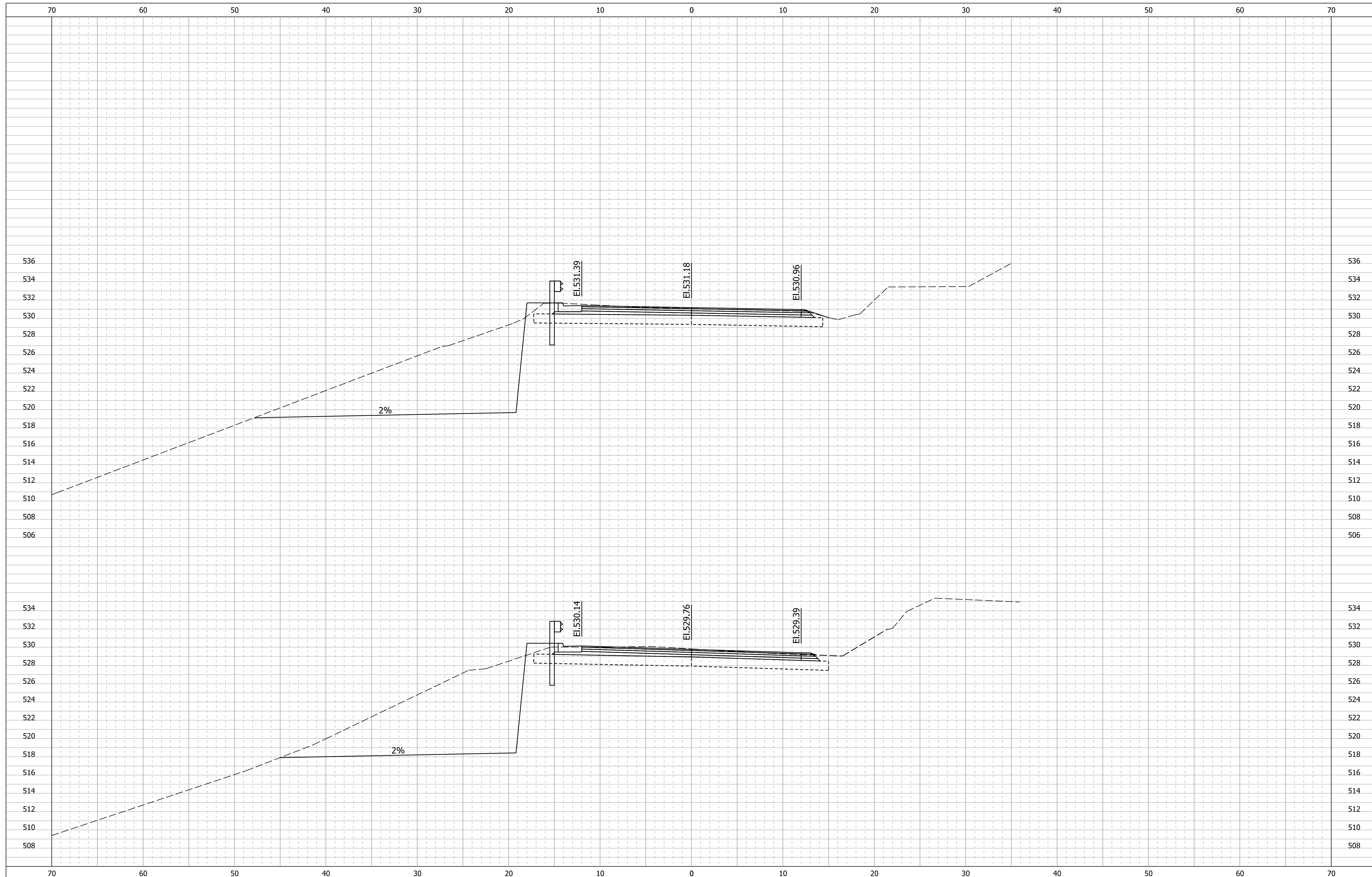
201 South Capitol Avenue, Suite 1220
 Indianapolis, IN 46225
 Tel: (317) 829-9600

RECOMMENDED FOR APPROVAL	DESIGN ENGINEER	DATE
DESIGNED: JEC	DRAWN: BMG	
CHECKED: BMG	CHECKED: JEC	

INDIANA
 DEPARTMENT OF TRANSPORTATION

CROSS SECTIONS
 SR 7 - LINE "A"

SCALE 1" = 5'-0"	BRIDGE FILE N/A
	DESIGNATION 1173314
SURVEY BOOK ELECTRONIC	SHEETS 26 of 30
CONTRACT R-34467	PROJECT 1173314



AC = 205 Sys AF = 2 Sys
 VC = 189 Sys VF = 2 Cys

118+50.00

AC = 203 Sys AF = 3 Sys
 VC = 185 Sys VF = 4 Cys

118+25.00

NOTE:
 Soil nailed wall stationing and offsets are shown for reference only. Contractor may prepare alternative wall dimensions for Technical Proposal.

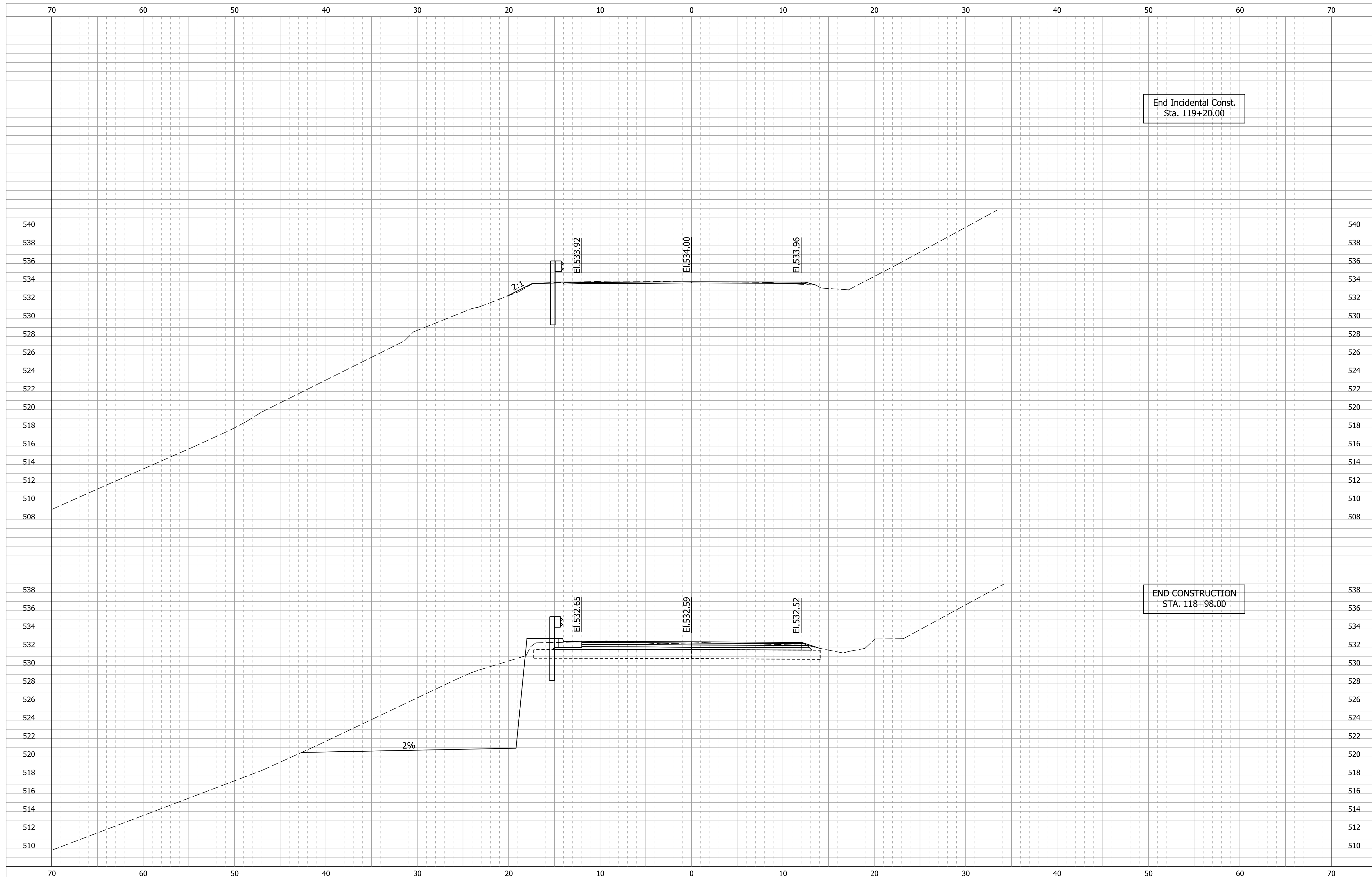


RECOMMENDED FOR APPROVAL	DESIGN ENGINEER	DATE
DESIGNED: JEC	DRAWN: BMG	
CHECKED: BMG	CHECKED: JEC	

INDIANA DEPARTMENT OF TRANSPORTATION

CROSS SECTIONS SR 7 - LINE "A"

SCALE	BRIDGE FILE
1" = 5'-0"	N/A
	DESIGNATION
	1173314
SURVEY BOOK	SHEETS
ELECTRONIC	27 of 30
CONTRACT	PROJECT
R-34467	1173314



AC = 4 Sys AF = 1 Sys
 VC = 85 Sys VF = 1 Cys

119+00.00

AC = 179 Sys AF = 2 Sys
 VC = 178 Sys VF = 2 Cys

118+75.00

NOTE:
 Soil nailed wall stationing and offsets are shown for reference only. Contractor may prepare alternative wall dimensions for Technical Proposal.



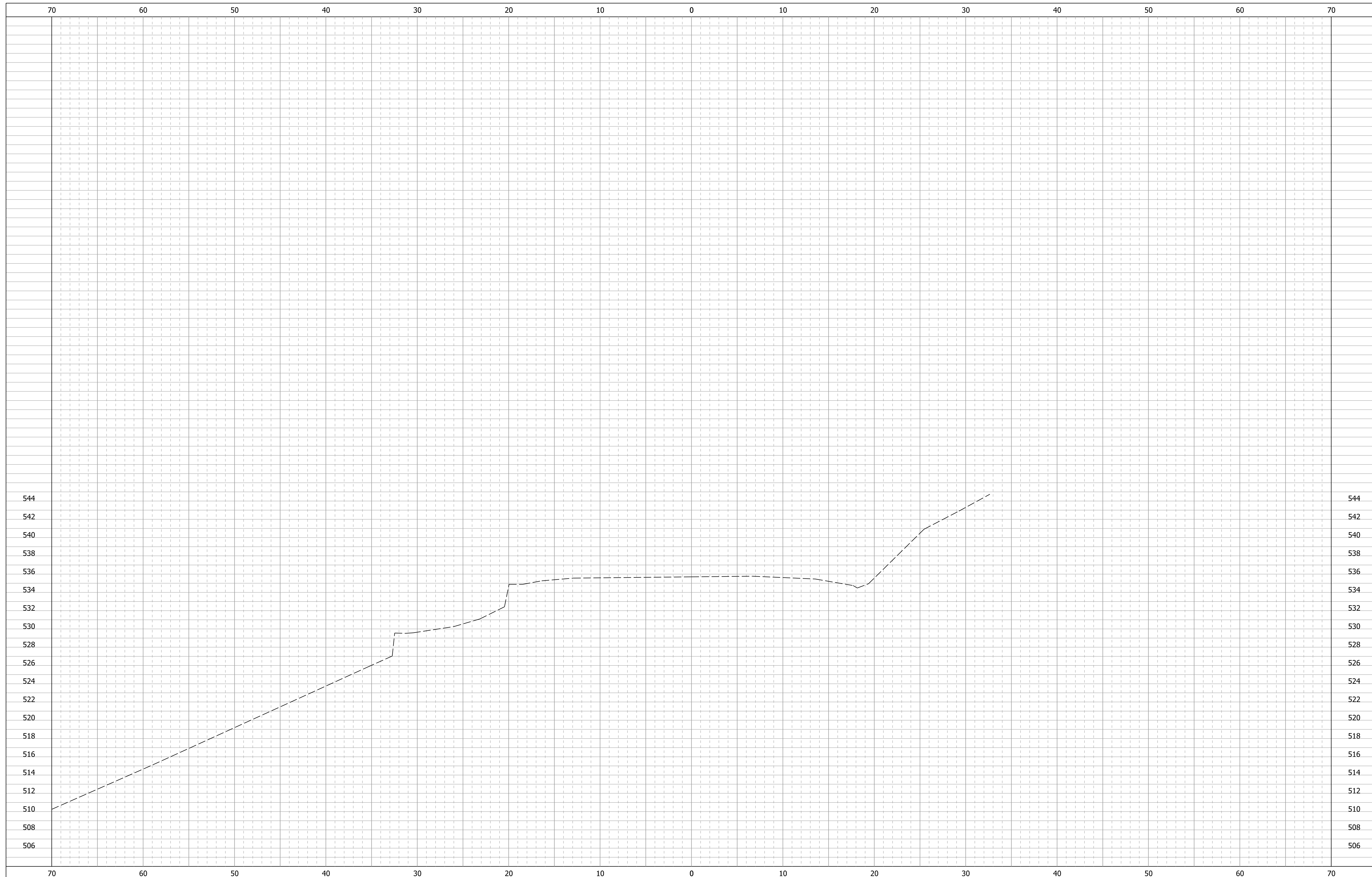
201 South Capitol Avenue, Suite 1220
 Indianapolis, IN 46225
 Tel: (317) 829-9600

RECOMMENDED FOR APPROVAL	DESIGN ENGINEER	DATE
DESIGNED: JEC	DRAWN: BMG	
CHECKED: BMG	CHECKED: JEC	


INDIANA
 DEPARTMENT OF TRANSPORTATION

CROSS SECTIONS
 SR 7 - LINE "A"

SCALE 1" = 5'-0"	BRIDGE FILE N/A
	DESIGNATION 1173314
SURVEY BOOK ELECTRONIC	SHEETS 28 of 30
CONTRACT R-34467	PROJECT 1173314




119+25.00

 201 South Capitol Avenue, Suite 1220 Indianapolis, IN 46225 Tel: (317) 829-9600	RECOMMENDED FOR APPROVAL _____	DESIGN ENGINEER _____	DATE _____	INDIANA DEPARTMENT OF TRANSPORTATION	SCALE 1" = 5'-0"	BRIDGE FILE N/A
	DESIGNED: JEC _____	DRAWN: BMG _____			CROSS SECTIONS SR 7 - LINE "A"	SURVEY BOOK ELECTRONIC
	CHECKED: BMG _____	CHECKED: JEC _____		CONTRACT R-34467		PROJECT 1173314



119+50.00

 201 South Capitol Avenue, Suite 1220 Indianapolis, IN 46225 Tel: (317) 829-9600	RECOMMENDED FOR APPROVAL _____	DESIGN ENGINEER _____	DATE _____	INDIANA DEPARTMENT OF TRANSPORTATION	SCALE 1" = 5'-0"	BRIDGE FILE N/A
	DESIGNED: JEC _____	DRAWN: BMG _____			CROSS SECTIONS SR 7 - LINE "A"	SURVEY BOOK ELECTRONIC
	CHECKED: BMG _____	CHECKED: JEC _____		CONTRACT R-34467		PROJECT 1173314